

*Corrected*



**KHSAA District Basketball Tournament Financial Report**  
 (return one copy to KHSAA by published deadlines. File separate reports if Girls and Boys Tournaments are held separately)

KHSAA Form BK105  
 Rev 01/06

District # 1 Boys \_\_\_\_\_ Girls \_\_\_\_\_ Combined X Held at Carlisle County Dates 2-26-3-2

Part A	REVENUE ITEMS	Price(s)	Receipts	Totals
	Ticket Sales	5.00	8568.00	
	Broadcasting		0	
	Sponsorship		0	
	<b>TOTAL REVENUE (1)</b>			<b>8568.00</b>
Part B	EXPENSE ITEMS		Expenses	
	Game Officials		1167.00	
	Trophies		509.12	
	Travel for Participating Teams		0	
	Other Itemized Expenses approved by majority vote of schools in tournament (provide separate listing or list on back of this form)		2,270.60	
	<b>TOTAL EXPENSES (2)</b>			<b>3946.72</b>
Part C	Net Profit (Part A (1) minus Part B (2) total)			<b>4611.28</b>
Part D	Allowance to Host School - Maximum 15% for rental and incidental expenses unless otherwise approved by majority vote		691.69	
Part E	Profit Subject to Division by Schools (Part C minus Part D)			<b>3919.59</b>

**LIST BELOW INDIVIDUAL AMOUNTS FOR DISTRICT TOURNAMENT NET PROFITS FROM PART E ABOVE, NOT INCLUDING TRAVEL EXPENSES**

School	Amount	School	Amount
Carlisle County	979.89		
Fulton City	979.90		
Fulton County	979.90		
Hickman County	979.90		

**PAID ATTENDANCE BY SESSIONS (Tickets Sold NOT money received)**

BOYS		GIRLS		COMBINED	
Session	Paid	Session	Paid	Session	Paid
1				1	691
2				2	565
3				3	274
4				4	472
5					
6					
7					
Total		Total		Total	2002

**\*\* NOTE \*\* IF ANY OTHER PLAN FOR THE DIVISION OF TOURNAMENT RECEIPTS IS USED, A MAJORITY VOTE OF THE PARTICIPATING SCHOOLS MUST BE OBTAINED, DOCUMENTED, AND SENT TO THE KHSAA.**

Brian O'Neill  
 MANAGER

Carlisle County  
 SCHOOL

270-628-3800  
 DAYTIME PHONE



**KHSAA District Basketball Tournament Financial Report**  
 (return one copy to KHSAA by published deadlines. File separate reports if Girls and Boys  
 Tournaments are held separately)

KHSAA Form BK105  
 Rev 01/06

District # 2 Boys      Girls      Combined X Held at Reidland High Dates 2/26-3/2/07

Part A	REVENUE ITEMS	Price(s)	Receipts	Totals
	Ticket Sales		14,308.00	
	Broadcasting			
	Sponsorship			
	TOTAL REVENUE (1)			14,308.00
Part B	EXPENSE ITEMS		Expenses	
	Game Officials		\$ 1,485.00	
	Trophies		\$ 586.82	
	Travel for Participating Teams			
	Other Itemized Expenses approved by majority vote of schools in tournament (provide separate listing or list on back of this form)		3672.39	
	TOTAL EXPENSES (2)			5,744.21
Part C	Net Profit (Part A (1) minus Part B (2) total)			8,563.79
Part D	Allowance to Host School - Maximum 15% for rental and incidental expenses unless otherwise approved by majority vote		1,284.57	
Part E	Profit Subject to Division by Schools (Part C minus Part D)			7,279.22

**LIST BELOW INDIVIDUAL AMOUNTS FOR DISTRICT TOURNAMENT NET PROFITS FROM PART E ABOVE, NOT INCLUDING TRAVEL EXPENSES**

School	Amount	School	Amount
Heath	1,455.84	Reidland	1,455.86
LONE OAK	1,455.84		
Paducah Tilghman	1,455.84		
Community Christian Acad	1,455.84		

**PAID ATTENDANCE BY SESSIONS (Tickets Sold NOT money received)**

BOYS		GIRLS		COMBINED	
Session	Paid	Session	Paid	Session	Paid
1				1	343
2				2	448
3				3	771
4		4	240		
5	959				
6					
7					
Total	959	Total	240	Total	1562

**\*\* NOTE \*\* IF ANY OTHER PLAN FOR THE DIVISION OF TOURNAMENT RECEIPTS IS USED, A MAJORITY VOTE OF THE PARTICIPATING SCHOOLS MUST BE OBTAINED, DOCUMENTED, AND SENT TO THE KHSAA.**

MANAGER

Reidland High School  
 SCHOOL

(270)538-4210  
 DAYTIME PHONE



**KHSAA District Basketball Tournament Financial Report**  
 (return one copy to KHSAA by published deadlines. File separate reports if Girls and Boys  
 Tournaments are held separately)

KHSAA Form BK105  
Rev 01/06

District # 3 Boys  Girls  Combined  Held at Ballard Memorial HS Dates 2/26-3/2

Part A	REVENUE ITEMS	Price(s)	Receipts	Totals
	Ticket Sales	\$5, \$6	11,033.00	
	Broadcasting		0	
	Sponsorship		0	
	TOTAL REVENUE (1)			11,033.00
Part B	EXPENSE ITEMS		Expenses	
	Game Officials		\$1230	
	Trophies		\$297.92	
	Travel for Participating Teams		0	
	Other Itemized Expenses approved by majority vote of schools in tournament (provide separate listing or list on back of this form)		\$2114.22 See Attached Sheet	
	TOTAL EXPENSES (2)			\$3642.14
Part C	Net Profit (Part A (1) minus Part B (2) total)			\$7390.86
Part D	Allowance to Host School - Maximum 15% for rental and incidental expenses unless otherwise approved by majority vote		\$1108.63	
Part E	Profit Subject to Division by Schools (Part C minus Part D)			\$6282.23

**LIST BELOW INDIVIDUAL AMOUNTS FOR DISTRICT TOURNAMENT NET PROFITS FROM PART E ABOVE, NOT INCLUDING TRAVEL EXPENSES**

School	Amount	School	Amount
Mayfield	\$1570.56		
Graves Co.	\$1570.56		
St. Mary	\$1570.56		
Ballard Memorial	\$1570.56		

**PAID ATTENDANCE BY SESSIONS (Tickets Sold NOT money received)**

BOYS			GIRLS			COMBINED		
Session	Paid		Session	Paid		Session	Paid	
1						1	424	
2						2	751	
3						3	239	
4						4	579	
5								
6								
7								
Total			Total			Total	1993	

**\*\* NOTE \*\* IF ANY OTHER PLAN FOR THE DIVISION OF TOURNAMENT RECEIPTS IS USED, A MAJORITY VOTE OF THE PARTICIPATING SCHOOLS MUST BE OBTAINED, DOCUMENTED, AND SENT TO THE KHSAA.**

Kevin S. Estes  
MANAGER

Ballard Memorial HS  
SCHOOL

270-665-8400 ext. 2302  
DAYTIME PHONE



**KHSAA District Basketball Tournament Financial Report**  
 (return one copy to KHSAA by published deadlines. File separate reports if Girls and Boys  
 Tournaments are held separately)

KHSAA Form BK105  
Rev 01/06

District # 4 Boys  Girls  Combined  Held at Calloway Co HS Dates Feb 27 + Mar 1

Part A	REVENUE ITEMS	Price(s)	Receipts	Totals
	Ticket Sales <i>Chair - \$6 ; Adult - \$5, stu - \$3</i>		11,879	
	Broadcasting			
	Sponsorship			
	TOTAL REVENUE (1)			11,879
Part B	EXPENSE ITEMS		Expenses	
	Game Officials		789	
	Trophies		130	
	Travel for Participating Teams		-	
	Other Itemized Expenses approved by majority vote of schools in tournament (provide separate listing or list on back of this form)		<i>See revenue</i> 1195	
	TOTAL EXPENSES (2)			2114
Part C	Net Profit (Part A (1) minus Part B (2) total)			9765
Part D	Allowance to Host School - Maximum 15% for rental and incidental expenses unless otherwise approved by majority vote		1460	
Part E	Profit Subject to Division by Schools (Part C minus Part D)			8305

**LIST BELOW INDIVIDUAL AMOUNTS FOR DISTRICT TOURNAMENT NET PROFITS FROM PART E ABOVE, NOT INCLUDING TRAVEL EXPENSES**

School	Amount	School	Amount
<i>Calloway Co</i>	<i>2767</i>		
<i>Marshall Co</i>	<i>2769</i>		
<i>Murray</i>	<i>2769</i>		

**PAID ATTENDANCE BY SESSIONS (Tickets Sold NOT money received)**

BOYS		GIRLS		COMBINED	
Session	Paid	Session	Paid	Session	Paid
1				<i>Feb 27</i>	<i>1128</i>
2				<i>Mar 1</i>	<i>1558</i>
3					
4					
5					
6					
7					
Total		Total		Total	<i>2686</i>

**\*\* NOTE \*\* IF ANY OTHER PLAN FOR THE DIVISION OF TOURNAMENT RECEIPTS IS USED, A MAJORITY VOTE OF THE PARTICIPATING SCHOOLS MUST BE OBTAINED, DOCUMENTED, AND SENT TO THE KHSAA.**

*W. Brown, Ad*  
MANAGER

*Calloway Co*  
SCHOOL

*270-762-7374 x114*  
DAYTIME PHONE



**OTHER ITEMIZED EXPENSES**

<b>Tournament Manager &amp; Assistant Manager</b>	<b>--</b>	<b>\$300</b>
<b>Clockkeeper</b>	<b>--</b>	<b>80</b>
<b>Bookkeeper</b>	<b>--</b>	<b>60</b>
<b>Ticket Sellers</b>	<b>--</b>	<b>160</b>
<b>Post-Game Clean-up</b>	<b>--</b>	<b>200</b>
<b>Hospitality Room</b>	<b>--</b>	<b>200</b>
<b>Supervision</b>	<b>--</b>	<b>135</b>
<b>Draw Meal</b>	<b>--</b>	<b>60</b>
<b>TOTAL</b>	<b>--</b>	<b>\$1195</b>



**KHSAA District Basketball Tournament Financial Report**  
 (return one copy to KHSAA by published deadlines. File separate reports if Girls and Boys  
 Tournaments are held separately)

KHSAA Form BK105  
Rev 01/06

District # 5    Boys    Girls    Combined     Held at Livingston Central    Dates 2/27-3/03-2007

Part A	REVENUE ITEMS	Price(s)	Receipts	Totals
	Ticket Sales	\$5.00	\$9,795.00	
	Broadcasting			
	Sponsorship			
	<b>TOTAL REVENUE (1)</b>			<b>\$9,795.00</b>
Part B	EXPENSE ITEMS		Expenses	
	Game Officials		\$1,260.00	
	Trophies		\$536.42	
	Travel for Participating Teams		\$0.00	
	Other Itemized Expenses approved by majority vote of schools in tournament (provide separate listing or list on back of this form)			
	<b>TOTAL EXPENSES (2)</b>			<b>\$4,015.66</b>
Part C	Net Profit (Part A (1) minus Part B (2) total)			<b>\$5,779.34</b>
Part D	Allowance to Host School - Maximum 15% for rental and incidental expenses unless otherwise approved by majority vote		\$866.90	
Part E	Profit Subject to Division by Schools (Part C minus Part D)			<b>\$4,912.44</b>

**LIST BELOW INDIVIDUAL AMOUNTS FOR DISTRICT TOURNAMENT NET PROFITS FROM PART E ABOVE, NOT INCLUDING TRAVEL EXPENSES**

School	Amount	School	Amount
Crittenden County	\$1,251.34		
Livingston Central	\$1,161.37 + \$866.90 = \$2,028.27		
Lyon County	\$1,231.49		
Trigg County	\$1,268.24		

**PAID ATTENDANCE BY SESSIONS (Tickets Sold NOT money received)**

BOYS		GIRLS		COMBINED	
Session	Paid	Session	Paid	Session	Paid
1				1	454
2				2	589
3				3	473
4				4	443
5					
6					
7					
Total		Total		Total	1,959

**\*\* NOTE \*\* IF ANY OTHER PLAN FOR THE DIVISION OF TOURNAMENT RECEIPTS IS USED, A MAJORITY VOTE OF THE PARTICIPATING SCHOOLS MUST BE OBTAINED, DOCUMENTED, AND SENT TO THE KHSAA.**

Darryl Chittenden  
MANAGER

Livingston Central High School  
SCHOOL

270-928-2065  
DAYTIME PHONE

**2007 5<sup>th</sup> District Basketball Tournament--Financial Report**  
**Livingston Central High School**  
**February 27- March 03, 2007**

**Revenue**

Feb. 27- \$2,270.00  
Mar. 01- \$2,945.00  
Mar. 02- \$2,365.00  
Mar. 03- \$2,215.00

Total- \$9,795.00

**Expenses**

Planning Meal-	\$357.00
KHSAA Trophies-	\$129.92
Plaques/Medallions-	\$406.50
Officials-	\$1,260.00
Gate Workers-	\$360.00
Custodians-	\$400.00
Scorers/Timers	\$180.00
Tournament Manager-	\$450.00
Hospitality-	\$180.24
Security/Parking-	\$220.00
Game Balls-	\$72.00

Total- \$4,015.66

Balance-	\$5,779.34
15% host school-	\$866.90
Net Profit-	\$4,912.44

Share per school (before deducting cost of planning meal)- \$1,317.36

*Darryl Chittenden*

---

Darryl Chittenden, Tournament Manager

*Michael E. Riley*

---

Michael E. Riley, Principal

<u>Crittenden County-</u>	\$1,317.36
Less planning meal	\$66.02
<b>Net Share</b>	<b>\$1,251.34</b>

<u>Livingston Central-</u>	\$1,317.36
Less planning meal	\$155.99
<b>Net Share</b>	<b>\$1,161.37</b>

<u>Lyon County-</u>	\$1,317.36
Less planning meal	\$85.87
<b>Net Share</b>	<b>\$1,231.49</b>

<u>Trigg County-</u>	\$1,317.36
Less Planning Meal	\$49.12
<b>Net Share</b>	<b>\$1,268.24</b>



**KHSAA District Basketball Tournament Financial Report**  
 (return one copy to KHSAA by published deadlines. File separate reports if Girls and Boys  
 Tournaments are held separately)

KHSAA Form BK105  
Rev 01/06

District # 5 Boys  Girls  Combined  Held at Livingston Central Dates 2/27-3/03-2007

Part A	REVENUE ITEMS	Price(s)	Receipts	Totals
	Ticket Sales	\$5.00	\$9,795.00	
	Broadcasting			
	Sponsorship			
	<b>TOTAL REVENUE (1)</b>			<b>\$9,795.00</b>
Part B	EXPENSE ITEMS		Expenses	
	Game Officials		\$1,260.00	
	Trophies		\$536.42	
	Travel for Participating Teams		\$0.00	
	Other Itemized Expenses approved by majority vote of schools in tournament (provide separate listing or list on back of this form)			
	<b>TOTAL EXPENSES (2)</b>			<b>\$4,015.66</b>
Part C	Net Profit (Part A (1) minus Part B (2) total)			<b>\$5,779.34</b>
Part D	Allowance to Host School - Maximum 15% for rental and incidental expenses unless otherwise approved by majority vote		\$866.90	
Part E	Profit Subject to Division by Schools (Part C minus Part D)			<b>\$4,912.44</b>

**LIST BELOW INDIVIDUAL AMOUNTS FOR DISTRICT TOURNAMENT NET PROFITS FROM PART E ABOVE, NOT INCLUDING TRAVEL EXPENSES**

School	Amount	School	Amount
Crittenden County	\$1,251.34		
Livingston Central	\$1,161.37 + \$866.90 = \$2,028.27		
Lyon County	\$1,231.49		
Trigg County	\$1,268.24		

**PAID ATTENDANCE BY SESSIONS (Tickets Sold NOT money received)**

BOYS		GIRLS		COMBINED	
Session	Paid	Session	Paid	Session	Paid
1				1	454
2				2	589
3				3	473
4				4	443
5					
6					
7					
Total		Total		Total	1,959

**\*\* NOTE \*\* IF ANY OTHER PLAN FOR THE DIVISION OF TOURNAMENT RECEIPTS IS USED, A MAJORITY VOTE OF THE PARTICIPATING SCHOOLS MUST BE OBTAINED, DOCUMENTED, AND SENT TO THE KHSAA.**

Darryl Chittenden  
MANAGER

Livingston Central High School  
SCHOOL

270-928-2065  
DAYTIME PHONE

**2007 5<sup>th</sup> District Basketball Tournament--Financial Report**  
**Livingston Central High School**  
**February 27- March 03, 2007**

**Revenue**

Feb. 27- \$2,270.00  
Mar. 01- \$2,945.00  
Mar. 02- \$2,365.00  
Mar. 03- \$2,215.00

Total- \$9,795.00

**Expenses**

Planning Meal-	\$357.00
KHSAA Trophies-	\$129.92
Plaques/Medallions-	\$406.50
Officials-	\$1,260.00
Gate Workers-	\$360.00
Custodians-	\$400.00
Scorers/Timers	\$180.00
Tournament Manager-	\$450.00
Hospitality-	\$180.24
Security/Parking-	\$220.00
Game Balls-	\$72.00

Total- \$4,015.66

Balance-	\$5,779.34
15% host school-	\$866.90
Net Profit-	\$4,912.44

Share per school (before deducting cost of planning meal)- \$1,317.36

*Darryl Chittenden*

---

Darryl Chittenden, Tournament Manager

*Michael E. Riley*

---

Michael E. Riley, Principal

<u>Crittenden County-</u>	\$1,317.36
Less planning meal	\$66.02
<b>Net Share</b>	<b>\$1,251.34</b>

<u>Livingston Central-</u>	\$1,317.36
Less planning meal	\$155.99
<b>Net Share</b>	<b>\$1,161.37</b>

<u>Lyon County-</u>	\$1,317.36
Less planning meal	\$85.87
<b>Net Share</b>	<b>\$1,231.49</b>

<u>Trigg County-</u>	\$1,317.36
Less Planning Meal	\$49.12
<b>Net Share</b>	<b>\$1,268.24</b>



**KHSAA District Basketball Tournament Financial Report**  
 (return one copy to KHSAA by published deadlines. File separate reports if Girls and Boys  
 Tournaments are held separately)

KHSAA Form BK105  
 Rev 01/06

District # 6 Boys \_\_\_\_\_ Girls \_\_\_\_\_ Combined X Held at UNION COUNTY Dates 2/26-3/3

Part A	REVENUE ITEMS	Price(s)	Receipts	Totals
	Ticket Sales	\$5.00	\$14,075.00	
	Broadcasting			
	Sponsorship			
	<b>TOTAL REVENUE (1)</b>			<b>\$14,075.00</b>
Part B	EXPENSE ITEMS		Expenses	
	Game Officials		\$1,244.00	
	Trophies		\$129.06	
	Travel for Participating Teams		NA	
	Other Itemized Expenses approved by majority vote of schools in tournament (provide separate listing or list on back of this form)		\$4,732.11	
	<b>TOTAL EXPENSES (2)</b>			<b>\$6,105.17</b>
Part C	Net Profit (Part A (1) minus Part B (2) total)			<b>\$7,969.83</b>
Part D	Allowance to Host School - Maximum 15% for rental and incidental expenses unless otherwise approved by majority vote		NA	
Part E	Profit Subject to Division by Schools (Part C minus Part D)			

**LIST BELOW INDIVIDUAL AMOUNTS FOR DISTRICT TOURNAMENT NET PROFITS FROM PART E ABOVE, NOT INCLUDING TRAVEL EXPENSES**

School	Amount	School	Amount
Henderson County	\$1,992.46		
Providence	\$1,992.46		
Union County	\$1,992.45		
Webster County	\$1,992.46		

**PAID ATTENDANCE BY SESSIONS (Tickets Sold NOT money received)**

BOYS		GIRLS		COMBINED	
Session	Paid	Session	Paid	Session	Paid
1			494		494
2	633				633
3			1044		1044
4	644				644
5					
6					
7					
Total	1277	Total	1538	Total	2815

**\*\* NOTE \*\* IF ANY OTHER PLAN FOR THE DIVISION OF TOURNAMENT RECEIPTS IS USED, A MAJORITY VOTE OF THE PARTICIPATING SCHOOLS MUST BE OBTAINED, DOCUMENTED, AND SENT TO THE KHSAA.**

William Drage  
 MANAGER

UNION COUNTY  
 SCHOOL

270 389 1454  
 DAYTIME PHONE





**KHSAA District Basketball Tournament Financial Report**  
 (return one copy to KHSAA by published deadlines. File separate reports if Girls and Boys Tournaments are held separately)

KHSAA Form BK105  
 Rev 01/06

District # 7 Boys      Girls      Combined X Held at Hopkins County Central Dates MARCH 1 FEB 26, 27

Part A	REVENUE ITEMS	Price(s)	Receipts	Totals
	Ticket Sales	5 <sup>00</sup>	12870	
	Broadcasting			
	Sponsorship			
	<b>TOTAL REVENUE (1)</b>			<b>12870</b>
Part B	EXPENSE ITEMS		Expenses	
	Game Officials		1234.20	
	Trophies		674.16	
	Travel for Participating Teams			
	Other (Itemized Expenses approved by majority vote of schools in tournament (provide separate listing or list on back of this form)		2320.00	
	<b>TOTAL EXPENSES (2)</b>			<b>4228.36</b>
Part C	Net Profit (Part A (1) minus Part B (2) total)			<b>8641.64</b>
Part D	Allowance to Host School - Maximum 15% for rental and incidental expenses unless otherwise approved by majority vote			
Part E	Profit Subject to Division by Schools (Part C minus Part D)			<b>8641.64</b>

**LIST BELOW INDIVIDUAL AMOUNTS FOR DISTRICT TOURNAMENT NET PROFITS FROM PART E ABOVE, NOT INCLUDING TRAVEL EXPENSES**

School	Amount	School	Amount
Hopkins Co. Central	2160.41		
Dawson Springs	2160.41		
MADISONVILLE	2160.41		
CALDWELL COUNTY	2121.41 - (Basketball)		

**PAID ATTENDANCE BY SESSIONS (Tickets Sold NOT money received)**

BOYS		GIRLS		COMBINED	
Session	Paid	Session	Paid	Session	Paid
1					554
2					818
3					1202
4					
5					
6					
7					
Total		Total		Total	2574

**\*\* NOTE \*\* IF ANY OTHER PLAN FOR THE DIVISION OF TOURNAMENT RECEIPTS IS USED, A MAJORITY VOTE OF THE PARTICIPATING SCHOOLS MUST BE OBTAINED, DOCUMENTED, AND SENT TO THE KHSAA.**

Nancy Aldham  
 MANAGER

Hopkins County Central  
 SCHOOL

270-825-6133  
 DAYTIME PHONE

### 7<sup>th</sup> District Tournament

#### Additional Expenditures:

District Manager	\$ 300.00
Workers	\$ 870.00
Parking	\$ 150.00
Clean-up	\$ 300.00
Hospitality Room	\$ 400.00
<small>(due to increase number of people, we went over our budget)</small>	
Security	<u>\$ 300.00</u>

TOTAL: \$2320.00



**KHSAA District Basketball Tournament Financial Report**  
 (return one copy to KHSAA by published deadlines. File separate reports if Girls and Boys  
 Tournaments are held separately)

KHSAA Form BK105  
Rev 01/06

District # 8 Boys      Girls      Combined X Held at Christian County High Dates 2/26-

Part A	REVENUE ITEMS	Price(s)	Receipts	Totals
	Ticket Sales	\$5.00	13775.00	
	Broadcasting			
	Sponsorship			
	<b>TOTAL REVENUE (1)</b>			<b>13775.00</b>
Part B	EXPENSE ITEMS		Expenses	
	Game Officials		1233.00	
	Trophies		456.16	
	Travel for Participating Teams		0.00	
	Other Itemized Expenses approved by majority vote of schools in tournament (provide separate listing or list on back of this form)		\$1207	
	<b>TOTAL EXPENSES (2)</b>			<b>\$2896.16</b>
Part C	Net Profit (Part A (1) minus Part B (2) total)			<b>\$10878.84</b>
Part D	Allowance to Host School - Maximum 15% for rental and incidental expenses unless otherwise approved by majority vote		2175.77	
Part E	Profit Subject to Division by Schools (Part C minus Part D)			<b>8703.07</b>

**LIST BELOW INDIVIDUAL AMOUNTS FOR DISTRICT TOURNAMENT NET PROFITS FROM PART E ABOVE, NOT INCLUDING TRAVEL EXPENSES**

School	Amount	School	Amount
Christian County	\$2175.77		
Ft Campbell	\$2175.77		
Hopkinsville	\$2175.77		
University Heights Academy	\$2175.77		

**PAID ATTENDANCE BY SESSIONS (Tickets Sold NOT money received)**

BOYS		GIRLS		COMBINED	
Session	Paid	Session	Paid	Session	Paid
1				1178	\$5890
2				222	\$1110
3				1114	\$5570
4				241	\$1205
5					
6					
7				2755	\$13775
Total		Total		Total	

**\*\* NOTE \*\* IF ANY OTHER PLAN FOR THE DIVISION OF TOURNAMENT RECEIPTS IS USED, A MAJORITY VOTE OF THE PARTICIPATING SCHOOLS MUST BE OBTAINED, DOCUMENTED, AND SENT TO THE KHSAA.**

M. Geoffrey Bailey  
MANAGER

Christian County High  
SCHOOL

(270) 887-7061  
DAYTIME PHONE

## District Tournament Expenses

Tournament Manager				150
Runner up Trophies				126.16
All District Plaques				330
Parking Detail				200
Hospitality				200
				<b>1006.16</b>

### 2/26/2007

Security	8 officers	3 hours	\$20 per	480	
Ticket Sellers	2	2 games	15 per	60	
Ticket Takers	2	2 games	15 per	60	
Announcer	1	2 games	\$20 per	40	
Scorekeeper	1	2 games	\$20 per	40	
Scorer	1	2 games	\$20 per	40	
Officials	6	2 games	\$55 per	330	
Officials Travel	2			69	
<b>Day Total Expenses</b>					<b>1119</b>
<b>Day Total Revenue</b>					<b>5890</b>

### 2/27/2007

Security	2 officers	3 hours	\$20 per	120	
Ticket Sellers	2	2 games	15 per	60	
Ticket Takers	2	2 games	15 per	60	
Announcer	1	2 games	\$20 per	40	
Scorekeeper	1	2 games	\$20 per	40	
Scorer	1	2 games	\$20 per	40	
Officials	6	2 games	\$55 per	330	
Officials Travel	2			81	
<b>Day Total Expenses</b>					<b>771</b>
<b>Day Total Revenue</b>					<b>1110</b>

### 2/28/2007

Security	10	3 hours	\$20 per	600	
Ticket Sellers	2	1 game	15 per	30	
Ticket Takers	2	1 game	15 per	30	
Announcer	1	1 game	\$20 per	20	
Scorekeeper	1	1 game	\$20 per	20	
Scorer	1	1 game	\$20 per	20	
Officials	3	1 game	\$55 per	165	
Officials Travel	1			45	
<b>Day Total Expenses</b>					<b>930</b>
<b>Day Total Revenue</b>					<b>5570</b>

**3/1/2007**

Security		3 hours	\$20 per	
Ticket Sellers	2	1 game	15 per	30
Ticket Takers	2	1 game	15 per	30
Announcer	1	1 game	\$20 per	20
Scorekeeper	1	1 game	\$20 per	20
Scorer	1	1 game	\$20 per	20
Officials	3	1 game	\$55 per	165
Officials Travel	2			48

Day Total Expenses

**Day Total Expenses**

**333**

Day Total Revenue

**1205**

**Tournament Total Expenses**

**2896.16**

**Tournament Total Revenue**

**13775**

**Amount Shared among Schools**



## KHSAA District Basketball Tournament Financial Report

(return one copy to KHSAA by published deadlines. File separate reports if Girls and Boys Tournaments are held separately)

KHSAA Form BK105  
Rev 01/06

District # 9 Boys  Girls  Combined  Held at Sportscenter Dates 2/27, 2/28, 3/1 2007

Part A	REVENUE ITEMS	Price(s)	Receipts	Totals
	Ticket Sales	6 <sup>00</sup>	24,211.00	
	Broadcasting			
	Sponsorship			
	<b>TOTAL REVENUE (1)</b>			<b>24,211.00</b>
Part B	EXPENSE ITEMS	Expenses		Totals
	Game Officials		1167.00	
	Trophies		126.16	
	Travel for Participating Teams <u>Sportscenter Surcharge</u>		3826.00	
	Other Itemized Expenses approved by majority vote of schools in tournament (provide separate listing or list on back of this form)		3376.90	
	<b>TOTAL EXPENSES (2)</b>			<b>8496.06</b>
Part C	Net Profit (Part A (1) minus Part B (2) total)			<b>15,714.94</b>
Part D	Allowance to Host School - Maximum 15% for rental and incidental expenses unless otherwise approved by majority vote		2357.24	
Part E	Profit Subject to Division by Schools (Part C minus Part D)			<b>13,357.70</b>

**LIST BELOW INDIVIDUAL AMOUNTS FOR DISTRICT TOURNAMENT NET PROFITS FROM PART E ABOVE, NOT INCLUDING TRAVEL EXPENSES**

School	Amount	School	Amount
<u>Apollo</u>	<u>3,339.43</u>		
<u>DCHS</u>	<u>3,339.43</u>		
<u>OCHS</u>	<u>3,339.42</u>		
<u>OHS</u>	<u>3,339.42</u>		

**PAID ATTENDANCE BY SESSIONS (Tickets Sold NOT money received)**

BOYS		GIRLS		COMBINED	
Session	Paid	Session	Paid	Session	Paid
1				<u>2/27</u>	<u>1046</u>
2				<u>2/28</u>	<u>1090</u>
3				<u>3/2</u>	<u>1943</u>
4					
5					
6					
7					
Total		Total		Total	<u>4079</u>

**\*\* NOTE \*\* IF ANY OTHER PLAN FOR THE DIVISION OF TOURNAMENT RECEIPTS IS USED, A MAJORITY VOTE OF THE PARTICIPATING SCHOOLS MUST BE OBTAINED, DOCUMENTED, AND SENT TO THE KHSAA.**

David Bradford  
MANAGER

Duennstero Catholic  
SCHOOL

170 684-3215  
DAYTIME PHONE

District 9 Basketball

Part B

Itemized Expenses

All Dist Team Trophies	\$120.00
Balls	\$71.90
Gate Workers	\$1,585.00
Manager's Fee	\$250.00
Program Printing	\$100.00
Security	\$1,050.00
Ticket Printing	\$200.00
Total	\$3,376.90



**KHSAA District Basketball Tournament Financial Report**  
(return one copy to KHSAA by published deadlines. File separate reports if Girls and Boys Tournaments are held separately)

District # 10 Boys X Girls Combined Held at Muhlenberg South High Dates 2/26;2/28 : 3/2

Part	Item	Price(s)	Receipts	Totals
Part A	REVENUE ITEMS			
	Ticket Sales	\$5	\$16,081	
	Broadcasting		NA	
	Sponsorship		NA	
	TOTAL REVENUE (1)			\$16,081
Part B	EXPENSE ITEMS		Expenses	
	Game Officials		\$598.20	
	Trophies		\$162.53	
	Travel for Participating Teams		NA	
	Other Itemized Expenses approved by majority vote of schools in tournament (provide separate listing or list on back of this form)		Ball/Nets = \$65.85 Manager's Fee = \$300 Timer/Scorer/PA = \$135	
	TOTAL EXPENSES (2)			\$1,261.58
Part C	Net Profit (Part A (1) minus Part B (2) total)			\$14,819.42
Part D	Allowance to Host School - Maximum 15% for rental and incidental expenses unless otherwise approved by majority vote		\$2,221.91	
Part E	Profit Subject to Division by Schools (Part C minus Part D)			\$12,597.51

**LIST BELOW INDIVIDUAL AMOUNTS FOR DISTRICT TOURNAMENT NET PROFITS FROM PART E ABOVE, NOT INCLUDING TRAVEL EXPENSES**

School	Amount	School	Amount
Muhlenberg South	\$3,149.37		
Muhlenberg North	\$3,149.37		
Ohio County	\$3,149.37		
McLean County	\$3,149.37		

**PAID ATTENDANCE BY SESSIONS (Tickets Sold NOT money received)**

BOYS			GIRLS			COMBINED		
Session	Paid		Session	Paid		Session	Paid	
1	662							
2	763							
3	1791							
4								
5								
6								
7								
Total	3216		Total			Total		

**\*\* NOTE \*\* IF ANY OTHER PLAN FOR THE DIVISION OF TOURNAMENT RECEIPTS IS USED, A MAJORITY VOTE OF THE PARTICIPATING SCHOOLS MUST BE OBTAINED, DOCUMENTED, AND SENT TO THE KHSAA.**

Chris Allen  
MANAGER

Muhlenberg South High School  
SCHOOL

270-338-9409  
DAYTIME PHONE





**KHSAA District Basketball Tournament Financial Report**  
 (return one copy to KHSAA by published deadlines. File separate reports if Girls and Boys  
 Tournaments are held separately)

KHSAA Form BK105  
Rev 01/06

District # 10 Boys      Girls X Combined      Held at MUHLENBERG North H.S. Dates 2/27, 3/1

Part A	REVENUE ITEMS	Price(s)	Receipts	Totals
	Ticket Sales	\$5	\$7630	
	Broadcasting		0	
	Sponsorship		0	
	<b>TOTAL REVENUE (1)</b>			<b>\$7630</b>
Part B	EXPENSE ITEMS		Expenses	
	Game Officials		\$595.20	
	Trophies		\$162.53	
	Travel for Participating Teams		0	
	Other Itemized Expenses approved by majority vote of schools in tournament (provide separate listing or list on back of this form)		\$497.90	
	<b>TOTAL EXPENSES (2)</b>			<b>\$1255.63</b>
Part C	Net Profit (Part A (1) minus Part B (2) total)			<b>\$6374.37</b>
Part D	Allowance to Host School - Maximum 15% for rental and incidental expenses unless otherwise approved by majority vote		\$956.16	
Part E	Profit Subject to Division by Schools (Part C minus Part D)			<b>\$5418.21</b>

**LIST BELOW INDIVIDUAL AMOUNTS FOR DISTRICT TOURNAMENT NET PROFITS FROM PART E ABOVE, NOT INCLUDING TRAVEL EXPENSES**

School	Amount	School	Amount
Mclean County	\$1354.55		
Muhlenberg South	\$1354.55		
Ohio County	\$1354.55		
Muhlenberg North	\$1354.56		

**PAID ATTENDANCE BY SESSIONS (Tickets Sold NOT money received)**

BOYS		GIRLS		COMBINED	
Session	Paid	Session	Paid	Session	Paid
1		Feb. 27	807		
2		March 1	719		
3					
4					
5					
6					
7					
Total		Total	1526	Total	

**\*\* NOTE \*\* IF ANY OTHER PLAN FOR THE DIVISION OF TOURNAMENT RECEIPTS IS USED, A MAJORITY VOTE OF THE PARTICIPATING SCHOOLS MUST BE OBTAINED, DOCUMENTED, AND SENT TO THE KHSAA.**

Brad Divine  
MANAGER

Muhlenberg North High School  
SCHOOL

(270) 338-0040  
DAYTIME PHONE



**KHSAA District Basketball Tournament Financial Report**  
 (return one copy to KHSAA by published deadlines. File separate reports if Girls and Boys Tournaments are held separately)

KHSAA Form BK105  
 Rev 01/06

District # 11 Boys  Girls  Combined  Held at Frederick Fraize Dates 2-26-07-3-2-07

Part A	REVENUE ITEMS	Price(s)	Receipts	Totals
	Ticket Sales	5.00	10,390.00	
	Broadcaeting		-	
	Sponsorship		-	
	<b>TOTAL REVENUE (1)</b>			<b>10,390.00</b>
Part B	EXPENSE ITEMS		Expenses	
	Game Officials		1239.00	
	Trophies		693.26	
	Travel for Participating Teams		496.00	
	Other Itemized Expenses approved by majority vote of schools in tournament (provide separate listing or list on back of this form)		nets-24.00	
	<b>TOTAL EXPENSES (2)</b>			<b>2,452.26</b>
Part C	Net Profit (Part A (1) minus Part B (2) total)			<b>7,937.74</b>
Part D	Allowance to Host School - Maximum 15% for rental and incidental expenses unless otherwise approved by majority vote		1,190.67	
Part E	Profit Subject to Division by Schools (Part C minus Part D)			<b>6,747.07</b>

**LIST BELOW INDIVIDUAL AMOUNTS FOR DISTRICT TOURNAMENT NET PROFITS FROM PART E ABOVE, NOT INCLUDING TRAVEL EXPENSES**

School	Amount	School	Amount
Breckinridge	1686.77		
Cloverport	1686.76		
Hancock	1686.77		
Meade	1686.77		

**PAID ATTENDANCE BY SESSIONS (Tickets Sold NOT money received)**

BOYS		GIRLS		COMBINED	
Session	Paid	Session	Paid	Session	Paid
1				1	1570.00
2				2	4025.00
3				3	1575.00
4				4	3220.00
5					
6					
7					
Total		Total		Total	10,390.00

**\*\* NOTE \*\* IF ANY OTHER PLAN FOR THE DIVISION OF TOURNAMENT RECEIPTS IS USED, A MAJORITY VOTE OF THE PARTICIPATING SCHOOLS MUST BE OBTAINED, DOCUMENTED, AND SENT TO THE KHSAA.**

Angela Stulce  
 MANAGER

Frederick Fraize  
 SCHOOL

270-788-3388  
 DAYTIME PHONE



**KHSAA District Basketball Tournament Financial Report**  
 (return one copy to KHSAA by published deadlines. File separate reports if Girls and Boys  
 Tournaments are held separately)

KHSAA Form BK105  
Rev 01/06

District # 12 Boys      Girls      Combined  Held at Edmonson Co. High Sch Dates 2/24, 2/27 - 3/01, 3/02  
2007

<b>Part A</b>	<b>REVENUE ITEMS</b>	<b>Price(s)</b>	<b>Receipts</b>	<b>Totals</b>
	Ticket Sales	5 <sup>00</sup> @	13,595.25	
	Broadcasting			
	Sponsorship			
	<b>TOTAL REVENUE (1)</b>			<b>13,595.25</b>
<b>Part B</b>	<b>EXPENSE ITEMS</b>		<b>Expenses</b>	
	Game Officials		1,308 <sup>00</sup>	
	Trophies			
	Travel for Participating Teams			
	Other Itemized Expenses approved by majority vote of schools in tournament (provide separate listing or list on back of this form)		1,668.06	
	<b>TOTAL EXPENSES (2)</b>			<b>2,976.06</b>
<b>Part C</b>	<b>Net Profit (Part A (1) minus Part B (2) total)</b>			<b>10,619.19</b>
<b>Part D</b>	<b>Allowance to Host School - Maximum 15% for rental and incidental expenses unless otherwise approved by majority vote</b>		2,039.29	
<b>Part E</b>	<b>Profit Subject to Division by Schools (Part C minus Part D)</b>			<b>8,579.90</b>

**LIST BELOW INDIVIDUAL AMOUNTS FOR DISTRICT TOURNAMENT NET PROFITS FROM PART E ABOVE, NOT INCLUDING TRAVEL EXPENSES**

School	Amount	School	Amount
Edmonson	2,144.98		
Grayson	2,144.98		
Whitesville Trinity	2,144.98		
Beltex	2,144.98		

**PAID ATTENDANCE BY SESSIONS (Tickets Sold NOT money received)**


BOYS		GIRLS		COMBINED	
Session	Paid	Session	Paid	Session	Paid
1	538	1	450	1	1188
2	1135	2	396		1531
3					
4					
5					
6					
7					
<b>Total</b>	<b>1873</b>	<b>Total</b>	<b>846</b>	<b>Total</b>	<b>2719</b>

**\*\* NOTE \*\* IF ANY OTHER PLAN FOR THE DIVISION OF TOURNAMENT RECEIPTS IS USED, A MAJORITY VOTE OF THE PARTICIPATING SCHOOLS MUST BE OBTAINED, DOCUMENTED, AND SENT TO THE KHSAA.**

Rick Wood  
MANAGER

Edmonson County  
SCHOOL

270 597 2151  
DAYTIME PHONE



# EDMONSON COUNTY HIGH SCHOOL

220 Wildcat Way  
Brownsville, Kentucky 42210  
Phone: (270) 597-2151 • Fax: (270) 597-2962

Brian Alexander, Principal  
Jamie Carnes, Assistant Principal  
Rick Wood, Athletic Director  
Kevin L. Jackson, Counselor  
Stacy A. Raymer, Counselor

"Building spirit, pride and tradition"

## 12 DISTRICT RECEIPTS/EXPENSES

HOST: EDMONSON COUNTY HIGH SCHOOL: 15% - - \$2039.29

TICKET SALES: \$13,595.25

GAME OFFICIALS: \$1308.00

TROPHIES/PLAQUES: \$433.06

CERTIFICATES: \$25.00

GATE WORKERS: \$240.00

CLOCK KEEPER: \$120.00

ANNOUNCER: \$120.00

OFFICIAL SCORE BOOK: \$120.00

PASS GATE: \$80.00

PARKING: \$200.00

HOSPITALITY ROOM COORDINATOR: \$80.00

TOURNAMENT MGR.: \$250.00

**\$13,595.25 ticket sales**  
**-\$ 2,976.06 official/other expenses**  
**-\$ 2039.29 15% hosting school**  
**\$ 8579.90 amount to be divided between schools**

EDMONSON --\$2144.96  
GRAYSON--\$2144.98  
WHITESVILLE TRINITY—\$2144.98  
BUTLER--\$2144.98  
**TOTAL--\$8579.90**



**KHSAA District Basketball Tournament Financial Report**  
 (return one copy to KHSAA by published deadlines. File separate reports if Girls and Boys  
 Tournaments are held separately)

KHSAA Form BK105  
Rev 01/06

District # 13 Boys \_\_\_\_\_ Girls \_\_\_\_\_ Combined  Held at Todd Central High School Dates Feb. 26 – March 2

Part A	REVENUE ITEMS	Price(s)	Receipts	Totals
	Ticket Sales	\$5.00	\$13,050.00	
	Broadcasting			
	Sponsorship			
	<b>TOTAL REVENUE (1)</b>			<b>\$13,050.00</b>
Part B	EXPENSE ITEMS		Expenses	
	Game Officials		\$1,342.50	
	Trophies		\$ 489.06	
	Travel for Participating Teams		0.00	
	Other Itemized Expenses approved by majority vote of schools in tournament (provide separate listing or list on back of this form)		\$2,320.00	
	<b>TOTAL EXPENSES (2)</b>			<b>\$4,151.56</b>
Part C	Net Profit (Part A (1) minus Part B (2) total)			<b>\$8,898.44</b>
Part D	Allowance to Host School - Maximum 15% for rental and incidental expenses unless otherwise approved by majority vote		0.00	
Part E	Profit Subject to Division by Schools (Part C minus Part D)			<b>\$8,898.44</b>

**LIST BELOW INDIVIDUAL AMOUNTS FOR DISTRICT TOURNAMENT NET PROFITS FROM PART E ABOVE, NOT INCLUDING TRAVEL EXPENSES**

School	Amount	School	Amount
Logan Co. High School	\$2,224.61		
Russellville High School	\$2,224.61		
Franklin-Simpson High School	\$2,224.61		
Todd Central High School	\$2,224.61		

**PAID ATTENDANCE BY SESSIONS (Tickets Sold NOT money received)**

BOYS			GIRLS			COMBINED		
Session	Paid		Session	Paid		Session	Paid	
1						1	640	
2						2	546	
3						3	263	
4						4	701	
5								
6						Presales	78	
7						Presales	23	
						Presales	261	
						Presales	98	
Total			Total			Total	2610	

**\*\* NOTE \*\* IF ANY OTHER PLAN FOR THE DIVISION OF TOURNAMENT RECEIPTS IS USED, A MAJORITY VOTE OF THE PARTICIPATING SCHOOLS MUST BE OBTAINED, DOCUMENTED, AND SENT TO THE KHSAA.**

Ann Osborn  
MANAGER

Todd Central High School  
SCHOOL

270-265-2506  
DAYTIME PHONE



**KHSAA District Basketball Tournament Financial Report**  
 (return one copy to KHSAA by published deadlines. File separate reports if Girls and Boys Tournaments are held separately)

KHSAA Form BK105  
Rev 01/06

District # 14 Boys  Girls  Combined  Held at BOWLING GREEN Dates 2/27-3/3 2007

Part A	REVENUE ITEMS	Price(s)	Receipts	Totals
	Ticket Sales		21,408.00	
	Broadcasting			
	Sponsorship			
	<b>TOTAL REVENUE (1)</b>			<b>21,408.00</b>
Part B	EXPENSE ITEMS		Expenses	
	Game Officials		1,243.50	
	Trophies		126.16	
	Travel for Participating Teams		0	
	Other Itemized Expenses approved by majority vote of schools in tournament (provide separate listing or list on back of this form)		4,170.81	
	<b>TOTAL EXPENSES (2)</b>			<b>5,540.23</b>
Part C	Net Profit (Part A (1) minus Part B (2) total)			<b>15,867.77</b>
Part D	Allowance to Host School - Maximum 15% for rental and incidental expenses unless otherwise approved by majority vote		—	
Part E	Profit Subject to Division by Schools (Part C minus Part D)			<b>15,867.77</b>

**LIST BELOW INDIVIDUAL AMOUNTS FOR DISTRICT TOURNAMENT NET PROFITS FROM PART E ABOVE, NOT INCLUDING TRAVEL EXPENSES**

School	Amount	School	Amount
<u>BOWLING GREEN</u>	<u>3,966.95</u>		
<u>Greenwood</u>	<u>3,966.94</u>		
<u>Warren Central</u>	<u>3,966.94</u>		
<u>Warren East</u>	<u>3,966.94</u>		

**PAID ATTENDANCE BY SESSIONS (Tickets Sold NOT money received)**

BOYS		GIRLS		COMBINED	
Session	Paid	Session	Paid	Session	Paid
1				2-27	888
2				2/28	1145
3		3/2	619		
4	3/3 1630				
5					
6					
7					
Total	1630	Total	619	Total	2033

**\*\* NOTE \*\* IF ANY OTHER PLAN FOR THE DIVISION OF TOURNAMENT RECEIPTS IS USED, A MAJORITY VOTE OF THE PARTICIPATING SCHOOLS MUST BE OBTAINED, DOCUMENTED, AND SENT TO THE KHSAA.**

Monroe Joyner  
MANAGER

Bowling Green  
SCHOOL

270.746.2300  
DAYTIME PHONE

**2007 14th District Boys & Girls Basketball Tournament  
Hosted by Bowling Green High School  
Financial Report**

**Revenue**

27-Feb	\$4,438.00
28-Feb	\$5,725.00
2-Mar	\$3,095.00
3-Mar	\$8,150.00

**Total Revenue** \$21,408.00

**Expenditures**

Gateworkers	\$870.00
Police Security	\$1,190.00
Printing of Tickets, passes	\$779.36
Tournament Mgr. Fee	\$500.00
Nets & Basketballs	\$100.00
Hospitality Room	\$307.41
Game Officials	\$1,243.50
Team Trophies	\$126.16
All-District Plaques	\$423.80


**Total Expenditures** \$5,540.23

**Total Profit to be divided between four schools** \$15,867.77

**Distributions**

Bowling Green	\$3,966.95
Greenwood	\$3,966.94
Warren Central	\$3,966.94
Warren East	\$3,966.94

**Total Distributions** \$15,867.77

  
Tournament Manager

3-9-07  
Date



**KHSAA District Basketball Tournament Financial Report**  
 (return one copy to KHSAA by published deadlines. File separate reports if Girls and Boys  
 Tournaments are held separately)

KHSAA Form BK105  
 Rev 7/105

District # 15 Boys \_\_\_\_\_ Girls \_\_\_\_\_ Combined X Held at Monroe Co Dates 2/26/07 - 3/2/07

Part A	REVENUE ITEMS	Price(s)	Receipts	Totals
	Ticket Sales	5.00	18,740.00	
	Broadcasting			
	Sponsorship			
	<b>TOTAL REVENUE (1)</b>			<b>18,740.00</b>
Part B	EXPENSE ITEMS		Expenses	
	Game Officials		1357.80	
	Trophies		497.06	
	Travel for Participating Teams		660.00	
	Other Itemized Expenses approved by majority vote of schools in tournament (provide separate listing or list on back of this form)		471.00	
	<b>TOTAL EXPENSES (2)</b>			<b>2,985.86</b>
Part C	Net Profit (Part A (1) minus Part B (2) total)			<b>15,754.14</b>
Part D	Allowance to Host School - Maximum 15% for rental and incidental expenses unless otherwise approved by majority vote		<b>2363.13</b>	
Part E	Profit Subject to Division by Schools (Part C minus Part D)			<b>13,391.01</b>

**LIST BELOW INDIVIDUAL AMOUNTS FOR DISTRICT TOURNAMENT NET PROFITS FROM PART E ABOVE, NOT INCLUDING TRAVEL EXPENSES**

School	Amount	School	Amount
Glasgow High	3347.76		
Barren Co. High	3347.76		
Allen Co - Scottsville	3347.76		
Monroe Co High	3347.73		

**PAID ATTENDANCE BY SESSIONS (Tickets Sold NOT money received)**

BOYS		GIRLS		COMBINED	
Session	Paid	Session	Paid	Session	Paid
1			665		665
2	391				391
3	509				509
4			325		325
5	806				806
6					
7				Advance Sales	1047
Total	1706	Total	990	Total	3743

**\*\* NOTE \*\* IF ANY OTHER PLAN FOR THE DIVISION OF TOURNAMENT RECEIPTS IS USED, A MAJORITY VOTE OF THE PARTICIPATING SCHOOLS MUST BE OBTAINED, DOCUMENTED, AND SENT TO THE KHSAA.**

Jimmy Harlan  
 MANAGER

Monroe Co High School  
 SCHOOL

270-487-6217  
 DAYTIME PHONE



### 15<sup>th</sup> District Other Itemized Deductions

Manager fee	\$400
6 nets	\$27
Scorebook	\$4
2 Basketballs	<u>\$40</u>
Total	\$471

X-Logic:000F

Received: from [170.180.10.154] (Tim.McMurtrey@Metcalfe.kyschools.us) by Office-Logic InterChange; Tue, 06 Mar 2007 10:51:26 -0500

Received: from ED425X1.metcalfe.ketsds.net ([10.162.32.58]) by EDSMTPFEX3.kets.ketsds.net with Microsoft SMTPSVC(6.0.3790.1830);

Tue, 6 Mar 2007 10:53:55 -0500

Content-class: urn:content-classes:message

Return-Receipt-To: "McMurtrey, Tim - Metcalfe \\\(BOE\\)"

<Tim.McMurtrey@Metcalfe.kyschools.us>

MIME-Version: 1.0

Content-Type: multipart/related;

boundary="----=\_NextPart\_001\_01C76007.A419DAA3";

type="multipart/alternative"

Subject: 16th District Basketball Financial Report 2007

Disposition-Notification-To: "McMurtrey, Tim - Metcalfe \\\(BOE\\)"

<Tim.McMurtrey@Metcalfe.kyschools.us>

X-MimeOLE: Produced By Microsoft Exchange V6.5

Date: Tue, 6 Mar 2007 09:53:53 -0600

Message-ID: <3E7C680BBDE8134C8D7E15F33FA74F972BC738@ED425X1.metcalfe.ketsds.net>

X-MS-Has-Attach: yes

X-MS-TNEF-Correlator:

Thread-Topic: 16th District Basketball Financial Report 2007

Thread-Index: AcdgB6NigoIczT+oTnuIOO1EHDe6qA==

From: "McMurtrey, Tim - Metcalfe \\\(BOE\\)" <Tim.McMurtrey@Metcalfe.kyschools.us>

To: <mitchell@khsaa.org>

Return-Path: Tim.McMurtrey@Metcalfe.kyschools.us

X-OriginalArrivalTime: 06 Mar 2007 15:53:55.0266 (UTC) FILETIME=[A5008220:01C76007]

District # 16 Boys Girls Combined X Held at Metcalfe Co. Dates Feb. 26-Mar. 2

Part A	REVENUE ITEMS	Price(s)	Receipts	Totals
	Ticket Sales – Gate – 1,910 @ \$5.00		9,550.00	
	Ticket Sales – Advanced – 1024 @ \$4.00		4,096.00	
	Sponsorship			
	<b>TOTAL REVENUE (1)</b>			<b>13,646.00</b>

Part B	EXPENSE ITEMS		Expenses	
	Game Officials		1322.88	
	Trophies		602.00	
	Tournament Manager		150.00	
	Other Itemized Expenses approved by majority vote of schools in tournament (provide separate listing or list on back of this form)			
	<b>TOTAL EXPENSES (2)</b>			<b>2,074.88</b>

Part C	Net Profit (Part A (1) minus Part B (2) total)			11,571.12
--------	--	--	--	-----------

Part D	Allowance to Host School - Maximum 15% for rental and incidental expenses unless otherwise approved by majority vote			
--------	--	--	--	--

Part E	Profit Subject to Division by Schools (Part C minus Part D)		11,571.12
--------	---	--	-----------

**LIST BELOW INDIVIDUAL AMOUNTS FOR DISTRICT TOURNAMENT NET PROFITS FROM PART E ABOVE, NOT INCLUDING TRAVEL EXPENSES**

School	Amount	School	Amount
Clinton Co.	\$2892.78		
Cumberland Co.	\$2892.78		
Metcalfe Co.	\$2892.78		
Russell Co.	\$2892.78		

**PAID ATTENDANCE BY SESSIONS (Tickets Sold NOT money received)**

BOYS		GIRLS		COMBINED	
Session	Paid	Session	Paid	Session	Paid
1				1	315
2				2	657
3				3	331
4				4	607
5				Advanced	1024
6				(all)	
7					
Total		Total		Total	2934

**\*\* NOTE \*\* IF ANY OTHER PLAN FOR THE DIVISION OF TOURNAMENT RECEIPTS IS USED, A MAJORITY VOTE OF THE PARTICIPATING SCHOOLS MUST BE OBTAINED, DOCUMENTED, AND SENT TO THE KHSAA.**

Tim McMurtrey  
MANAGER

Metcalfe Co.  
SCHOOL

270-432-3092  
DAYTIME PHONE



**KHSAA District Basketball Tournament Financial Report**  
 (return one copy to KHSAA by published deadlines. File separate reports if Girls and Boys  
 Tournaments are held separately)

KHSAA Form BK105  
 Rev 01/06

District # 17 Boys  Girls  Combined  Held at Central Hardin Dates Feb 27, Mar 1 & 3

Part A	REVENUE ITEMS	Price(s)	Receipts	Totals
	Ticket Sales	5.00	14,796.91	
	Broadcasting		250.00	
	Sponsorship			
	<b>TOTAL REVENUE (1)</b>			<b>15,046.91</b>
Part B	EXPENSE ITEMS		Expenses	
	Game Officials		926.00	
	Trophies		207.53	
	Travel for Participating Teams		46.20	
	Other Itemized Expenses approved by majority vote of schools in tournament (provide separate listing or list on back of this form)		3021.05	
	<b>TOTAL EXPENSES (2)</b>			<b>4100.78</b>
Part C	Net Profit (Part A (1) minus Part B (2) total)			<b>10,696.13</b>
Part D	Allowance to Host School - Maximum 15% for rental and incidental expenses unless otherwise approved by majority vote			300.00
Part E	Profit Subject to Division by Schools (Part C minus Part D)			

**LIST BELOW INDIVIDUAL AMOUNTS FOR DISTRICT TOURNAMENT NET PROFITS FROM PART E ABOVE, NOT INCLUDING TRAVEL EXPENSES**

School	Amount	School	Amount
Central Hardin	2179.99	North Hardin	2179.99
E. Spalding County	2179.99		
East Knox	2179.99		
John Hardin	2179.99		

**PAID ATTENDANCE BY SESSIONS (Tickets Sold NOT money received)**

BOYS		GIRLS		COMBINED	
Session	Paid	Session	Paid	Session	Paid
1	1380.00				
2	7689.86				
3	5727.00				
4					
5					
6					
7					
Total	14,796.91	Total		Total	

**\*\* NOTE \*\* IF ANY OTHER PLAN FOR THE DIVISION OF TOURNAMENT RECEIPTS IS USED, A MAJORITY VOTE OF THE PARTICIPATING SCHOOLS MUST BE OBTAINED, DOCUMENTED, AND SENT TO THE KHSAA.**

Kennyhan  
 MANAGER

Central Hardin  
 SCHOOL

270-737-6800  
 DAYTIME PHONE



**KHSAA District Basketball Tournament Financial Report**  
 (return one copy to KHSAA by published deadlines. File separate reports if Girls and Boys  
 Tournaments are held separately)

KHSAA Form BK105  
Rev 01/06

District # 17 Boys  Girls  Combined  Held at Elizabethtown High School Dates 2/26,2/28,  
3/2-2007

Part A	REVENUE ITEMS	Price(s)	Receipts	Totals
	Ticket Sales	5.00	8496.00	
	Broadcasting		250.00	
	Sponsorship			
	<b>TOTAL REVENUE (1)</b>			<b>8746.00</b>
Part B	EXPENSE ITEMS		Expenses	
	Game Officials		790.80	
	Trophies		318.48	
	Travel for Participating Teams			
	Other Itemized Expenses approved by majority vote of schools in tournament (provide separate listing or list on back of this form)		1996.79 (on back)	
	<b>TOTAL EXPENSES (2)</b>			<b>3106.07</b>
Part C	Net Profit (Part A (1) minus Part B (2) total)			<b>5639.93</b>
Part D	Allowance to Host School - Maximum 15% for rental and incidental expenses unless otherwise approved by majority vote		300.00	
Part E	Profit Subject to Division by Schools (Part C minus Part D)			<b>5339.93</b>

**LIST BELOW INDIVIDUAL AMOUNTS FOR DISTRICT TOURNAMENT NET PROFITS FROM PART E ABOVE, NOT INCLUDING TRAVEL EXPENSES**

School	Amount	School	Amount
Fort Knox High School	1067.99	Elizabethtown High School	1067.97
John Hardin High School	1067.99		
Central Hardin High School	1067.99		
North Hardin High School	1067.99		

**PAID ATTENDANCE BY SESSIONS (Tickets Sold NOT money received)**

BOYS			GIRLS		COMBINED		
Session	Paid		Session	Paid		Session	Paid
1				73			
2				865			
3				761			
4							
5							
6							
7							
Total			Total	1699		Total	

**\*\* NOTE \*\* IF ANY OTHER PLAN FOR THE DIVISION OF TOURNAMENT RECEIPTS IS USED, A MAJORITY VOTE OF THE PARTICIPATING SCHOOLS MUST BE OBTAINED, DOCUMENTED, AND SENT TO THE KHSAA.**

MANAGER  
Doug Barnes

Elizabethtown High School  
SCHOOL

270-769-2153  
DAYTIME PHONE

PART B---OTHER

SECURITY	\$ 400.00
MGR./WORKERS	\$1596.79

TOTAL	\$1996.79
-------	-----------



**KHSAA District Basketball Tournament Financial Report**  
 (return one copy to KHSAA by published deadlines. File separate reports if Girls and Boys  
 Tournaments are held separately)

KHSAA Form B-115  
 Rev. 6/05

District # 18 Boys Girls Combined  Held at LARUE COUNTY Dates FEB. 27, MARCH 1, 2

Part A	REVENUE ITEMS	Price(s)	Receipts	Totals
	Ticket Sales	5.00	9105-	
	Broadcasting			
	Sponsorship			
	<b>TOTAL REVENUE (1)</b>			<b>9105-</b>
Part B	EXPENSE ITEMS		Expenses	
	Game Officials		1133 <sup>70</sup>	
	Trophies		168 <sup>92</sup>	
	Travel for Participating Teams			
	Other Itemized Expenses approved by majority vote of schools in tournament (provide separate listing or list on back of this form)		1881 <sup>66</sup>	
	<b>TOTAL EXPENSES (2)</b>			<b>3184<sup>28</sup></b>
Part C	Net Profit (Part A (1) minus Part B (2) total)			<b>5920<sup>72</sup></b>
Part D	Allowance to Host School - Maximum 15% for rental and incidental expenses unless otherwise approved by majority vote			
Part E	Profit Subject to Division by Schools (Part C minus Part D)			<b>5920<sup>72</sup></b>

**LIST BELOW INDIVIDUAL AMOUNTS FOR DISTRICT TOURNAMENT NET PROFITS FROM PART E ABOVE, NOT INCLUDING TRAVEL EXPENSES**

School	Amount	School	Amount
LARUE COUNTY	1400 <sup>18</sup>		
GREEN COUNTY	1460 <sup>18</sup>		
CAVERNA	1480 <sup>18</sup>		
HART COUNTY	1480 <sup>18</sup>		

**PAID ATTENDANCE BY SESSIONS (Tickets Sold NOT money received)**

BOYS		GIRLS		COMBINED	
Session	Paid	Session	Paid	Session	Paid
1	454				
2	455				
3	912				
4					
5					
6					
7					
Total		Total		Total	

**\*\* NOTE \*\* IF ANY OTHER PLAN FOR THE DIVISION OF TOURNAMENT RECEIPTS IS USED, A MAJORITY VOTE OF THE PARTICIPATING SCHOOLS MUST BE OBTAINED, DOCUMENTED, AND SENT TO THE KHSAA.**

DAVID DAWSON  
 MANAGER

LARUE COUNTY HIGH SCHOOL  
 SCHOOL

270.358.2210  
 DAYTIME PHONE

Attn: Marsha Day

# FINANCIAL REPORT 19TH DISTRICT BASKETBALL TOURNAMENT 2007

Feb 27 - March 3, 2007      2007 Host      Nelson County High School

## GATE RECEIPTS

Admission      \$5.00

	TOTAL ATTENDANCE	BAND	PASSES	PAID ATTENDANCE	
February 27 Girls D H	1158	96	322	740	\$3,700.00
February 28 Boys D H	1434	88	200	1146	\$5,730.00
March 02 Girls Final	1155	79	220	856	\$4,280.00
March 03 Boys Final	993	62	174	757	\$4,130.00
<b>TOTALS</b>	<b>4740</b>	<b>325</b>	<b>916</b>	<b>3499</b>	<b>\$17,840.00</b>

## EXPENSES

Officials	\$1,185.60	
Gate Workers	\$600.00	
Announcer	\$150.00	
Clockkeeper	\$150.00	
Bookkeeper	\$150.00	
Plaques - Tournament / Champion	\$211.50	(CONFERENCE MEDAL)
19th DISTRICT TROPHIES	\$129.06	(CHEAP TROPHIES)
All Tournament Plaques	\$162.00	(A CLASSIC RIPOFF)
Tournament Manager	\$300.00	(What does NATIONAL
Hospitality	\$392.87	CITY pay for their share)
Nets / Scorebook	\$22.00	
Basketballs (2)	\$69.98	
Security	\$200.00	
Custodial	\$400.00	
<b>TOTALS</b>		<b>\$4,123.01</b>

## NET PROFIT

\$13,716.99

4 EQUAL SHARES	\$3,429.25	
Bardstown		\$3,429.25
Bethlehem		\$3,429.25
Nelson County		\$3,429.25
Washington County		\$3,429.25

\$13,716.99

*Bill Broadus AD*  
*3-20-7*





**KHSAA District Basketball Tournament Financial Report**  
 (return one copy to KHSAA by published deadlines. File separate reports if Girls and Boys  
 Tournaments are held separately)

KHSAA Form BK105  
Rev 01/06

District # 26 Boys  Girls  Combined  Held at Marion Co. High School Dates Feb 27-28 March 2-3

Part A	REVENUE ITEMS	Price(s)	Receipts	Totals
	Ticket Sales	5.00	\$ 20,700.00	
	Broadcasting		0	
	Sponsorship		0	
	TOTAL REVENUE (1)			\$ 20,700.00
Part B	EXPENSE ITEMS		Expenses	
	Game Officials		\$ 1,168.80	
	Trophies		789.00	
	Travel for Participating Teams		0	
	Other Itemized Expenses approved by majority vote of schools in tournament (provide separate listing or list on back of this form)		2,079.78	
	TOTAL EXPENSES (2)			3,987.64
Part C	Net Profit (Part A (1) minus Part B (2) total)			16,712.36
Part D	Allowance to Host School - Maximum 15% for rental and incidental expenses unless otherwise approved by majority vote		\$ 1,050.00	
Part E	Profit Subject to Division by Schools (Part C minus Part D)			15,662.36

**LIST BELOW INDIVIDUAL AMOUNTS FOR DISTRICT TOURNAMENT NET PROFITS FROM PART E ABOVE, NOT INCLUDING TRAVEL EXPENSES**

School	Amount	School	Amount
Adair (minus 50 band)	\$ 3,665.59		
Campbellsville	3,915.59		
Marion Co. (minus 22 bus)	3,805.59		
Taylor Co.	3,915.59		

**PAID ATTENDANCE BY SESSIONS (Tickets Sold NOT money received)**

BOYS		GIRLS		COMBINED	
Session	Paid	Session	Paid	Session	Paid
1	\$ 6,241.00	1	3,295.00	1	\$ 9,536.00
2	4,919.00	2	4,245.00		\$ 11,104.00
3					
4					
5					
6					
7					
Total	\$ 13,160.00	Total	\$ 7,540.00	Total	\$ 20,700.00

**\*\* NOTE \*\* IF ANY OTHER PLAN FOR THE DIVISION OF TOURNAMENT RECEIPTS IS USED, A MAJORITY VOTE OF THE PARTICIPATING SCHOOLS MUST BE OBTAINED, DOCUMENTED, AND SENT TO THE KHSAA.**

Stacey Hall  
MANAGER

MCHS  
SCHOOL

270-692-6066  
DAYTIME PHONE



**KHSAA District Basketball Tournament Financial Report**  
(return one copy to KHSAA by published deadlines. File separate reports if Girls and Boys  
Tournaments are held separately)

District # 21 Boys Girls Combined X Held at Pleasure Ridge Park H.S. Dates 2-26, 27, 28 & 3-2-07

Part A	REVENUE ITEMS	Price(s)	Receipts	Totals
	Ticket Sales	\$6.00 & \$2.00	\$5998.00	
	Broadcasting			
	Sponsorship			
	<b>TOTAL REVENUE (1)</b>			<b>\$5998.00</b>
Part B	EXPENSE ITEMS		Expenses	
	Game Officials		\$1380.00	
	Trophies		\$ 190.28	
	Travel for Participating Teams		\$ 0.00	
	Other Itemized Expenses approved by majority vote of schools in tournament (provide separate listing or list on back of this form)		See Attached \$856.92	
<b>TOTAL EXPENSES (2)</b>			<b>\$2427.20</b>	
Part C	Net Profit (Part A (1) minus Part B (2) total)			<b>\$3570.80</b>
Part D	Allowance to Host School - Maximum 15% for rental and incidental expenses unless otherwise approved by majority vote		None Taken	
Part E	Profit Subject to Division by Schools (Part C minus Part D)			<b>\$3570.80</b>

**LIST BELOW INDIVIDUAL AMOUNTS FOR DISTRICT TOURNAMENT NET PROFITS FROM PART E ABOVE, NOT INCLUDING TRAVEL EXPENSES**

School	Amount	School	Amount
Pleasure Ridge Park H.S.	\$714.16	Beth Haven Christian School	\$714.16
Valley H.S.	\$714.16	Holy Cross H.S.	\$714.16
Western H.S.	\$714.16		

**PAID ATTENDANCE BY SESSIONS (Tickets Sold NOT money received)**

BOYS		GIRLS		COMBINED	
Session	Paid	Session	Paid	Session	Paid
1				1	154
2				2	234
3				3	197
4				4	519
5					
6					
7					
Total		Total		Total	1104

**\*\* NOTE \*\* IF ANY OTHER PLAN FOR THE DIVISION OF TOURNAMENT RECEIPTS IS USED, A MAJORITY VOTE OF THE PARTICIPATING SCHOOLS MUST BE OBTAINED, DOCUMENTED, AND SENT TO THE KHSAA.**

Kevin B. Sample  
MANAGER

Beth Haven Christian  
SCHOOL

502-937-3516  
DAYTIME PHONE



**KHSAA District Basketball Tournament Financial Report**  
 (return one copy to KHSAA by published deadlines. File separate reports if Girls and Boys  
 Tournaments are held separately)

KHSAA Form BK105  
Rev 01/06

District # 22 Boys      Girls      Combined X Held at Butler Dates 2-26--3-2

Part A	REVENUE ITEMS	Price(s)	Receipts	Totals
	Ticket Sales GEN ADM=\$6 CHILD=\$3		\$ 13,366.00	
	Broadcasting			
	Sponsorship			
	<b>TOTAL REVENUE (1)</b>			<b>\$ 13,366.00</b>
Part B	EXPENSE ITEMS		Expenses	
	Game Officials		\$ 1,260.00	
	Security @ \$25 per hour		\$ 1025.00	
	Trophies		\$ 126.16	
	Game Balls 2 @ 25.83 each		\$ 51.66	
	1 Pair of Nets		\$ 14.95	
	All Tournament Plaques 15 @ \$8 each		\$ 120.00	
	1 Scorebook		\$ 4.95	
	Official Scorekeeper @ \$10 per game		\$ 70.00	
	Announcer @ \$10 per game		\$ 70.00	
	Official Timekeeper @ \$10 per game		\$ 70.00	
	Tournament Director		\$ 150.00	
	Ticket Taker @ \$10 per game		\$ 70.00	
	<b>TOTAL EXPENSES (2)</b>			<b>\$ 3032.72</b>
Part C	Net Profit (Part A (1) minus Part B (2) total)			<b>\$ 10,333.28</b>
Part D				
Part E	Profit Subject to Division by Schools			

**LIST BELOW INDIVIDUAL AMOUNTS FOR DISTRICT TOURNAMENT NET PROFITS FROM PART E ABOVE, NOT INCLUDING TRAVEL EXPENSES**

School	Amount	School	Amount
DESALES	\$ 1148.14	DOSS	\$ 2296.28
EVANGEL	\$ 2296.28	IROQUOIS	\$ 2296.28
BUTLER	\$ 2296.30		

**PAID ATTENDANCE BY SESSIONS (Tickets Sold NOT money received)**

BOYS		GIRLS		COMBINED	
Session	Paid	Session	Paid	Session	Paid
1				GA-44 CH-10	294.00
2				GA-265 CH-29	1667.00
3				GA-660 CH-72	4178.00
4				GA-1170 CH-69	7227.00
Total		Total		Total	13,366.00

**\*\* NOTE \*\* IF ANY OTHER PLAN FOR THE DIVISION OF TOURNAMENT RECEIPTS IS USED, A MAJORITY VOTE OF THE PARTICIPATING SCHOOLS MUST BE OBTAINED, DOCUMENTED, AND SENT TO THE KHSAA.**

MIKE CRAWLEY  
MANAGER

BUTLER TRADITIONAL  
SCHOOL

502-485-8506  
DAYTIME PHONE



## KHSAA District Basketball Tournament Financial Report

(return one copy to KHSAA by published deadlines. File separate reports if Girls and Boys Tournaments are held separately)

KHSAA Form BK105  
Rev 01/06

District # 23 Boys      Girls      Combined X Held at Central High Dates 2-27/3-2

Part A	REVENUE ITEMS	Price(s)	Receipts	Totals
	Ticket Sales	\$6.00	\$3618.00	
	Broadcasting			
	Sponsorship			
	<b>TOTAL REVENUE (1)</b>			<b>\$3618.00</b>
<b>Part B</b>	<b>EXPENSE ITEMS</b>		<b>Expenses</b>	
	Game Officials		\$1680.00	
	Security		\$730.00	
	Hospitality Room		\$150.00	
	Game Balls		\$50.00	
	Trophies		\$126.16	
	All-Tournament Team Trophies		\$186.15	
	Lunch (Seed meeting)		\$65.00	
	Scorekeeper (3 nights @ \$30.00)		\$90.00	
	Tournament Manager		\$150.00	
	Announcer (3 nights @ 25.00)		\$75.00	
	Ticket-takers (3 nights @ \$50.00)		\$150.00	
	<b>TOTAL EXPENSES (2)</b>			<b>\$3452.31</b>
<b>Part C</b>	<b>Net Profit (Part A (1) minus Part B (2) total)</b>			<b>\$165.69</b>
<b>Part E</b>	<b>Profit Subject to Division by Schools (Part C minus Part D)</b>			

**LIST BELOW INDIVIDUAL AMOUNTS FOR DISTRICT TOURNAMENT NET PROFITS FROM PART E ABOVE, NOT INCLUDING TRAVEL EXPENSES**

School	Amount	School	Amount
St. Francis	\$27.61	Brown	\$27.61
Portland Christian	\$27.61	Central	\$27.61
Shawnee	\$27.61		
Presentation	\$27.61		

**PAID ATTENDANCE BY SESSIONS (Tickets Sold NOT money received)**

BOYS		GIRLS		COMBINED	
Session	Paid	Session	Paid	Session	Paid
1				1	126
2				2	218
3				3	259
4					
5					
6					
7					
<b>Total</b>		<b>Total</b>		<b>Total</b>	<b>603</b>

**\*\* NOTE \*\* IF ANY OTHER PLAN FOR THE DIVISION OF TOURNAMENT RECEIPTS IS USED, A MAJORITY VOTE OF THE PARTICIPATING SCHOOLS MUST BE OBTAINED, DOCUMENTED, AND SENT TO THE KHSAA.**

Marlon Miller  
MANAGER

Central High  
SCHOOL

(502) 485-8645  
DAYTIME PHONE



**KHSAA District Basketball Tournament Financial Report**  
 (return one copy to KHSAA by published deadlines. File separate reports if Girls and Boys  
 Tournaments are held separately)

KHSAA Form BK105  
Rev 01/06

District # 24 Boys      Girls      Combined X Held at Bullitt East High School Dates 2/26 - 3/3

Part A	REVENUE ITEMS	Price(s)	Receipts	Totals
	Ticket Sales	5.00/3.00	11,126.80	
	Broadcasting			
	Sponsorship			
	<b>TOTAL REVENUE (1)</b>			<b>11,126.80</b>
Part B	EXPENSE ITEMS		Expenses	
	Game Officials		1,440.00	
	Trophies		436.86	
	Travel for Participating Teams			
	Other Itemized Expenses approved by majority vote of schools in tournament (provide separate listing or list on back of this form)		2,275.55	
	<b>TOTAL EXPENSES (2)</b>			<b>4,152.41</b>
Part C	Net Profit (Part A (1) minus Part B (2) total)			
Part D	Allowance to Host School - Maximum 15% for rental and incidental expenses unless otherwise approved by majority vote			
Part E	Profit Subject to Division by Schools (Part C minus Part D)			<b>6,974.39</b>

**LIST BELOW INDIVIDUAL AMOUNTS FOR DISTRICT TOURNAMENT NET PROFITS FROM PART E ABOVE, NOT INCLUDING TRAVEL EXPENSES**

School	Amount	School	Amount
Bullitt Central High School	\$1,394.87	Southern High School	\$1,394.87
Bullitt East High School	\$1,394.87		
Fairdale High School	\$1,394.87		
North Bullitt High School	\$1,394.87		

**PAID ATTENDANCE BY SESSIONS (Tickets Sold NOT money received)**

BOYS		GIRLS		COMBINED	
Session	Paid	Session	Paid	Session	Paid
1				1	397 / 36
2				2	304 / 35
3				3	534 / 57
4				4	279 / 48
5				5	535 / 97
6					
7					
Total		Total		Total	2049 / 273

**\*\* NOTE \*\* IF ANY OTHER PLAN FOR THE DIVISION OF TOURNAMENT RECEIPTS IS USED, A MAJORITY VOTE OF THE PARTICIPATING SCHOOLS MUST BE OBTAINED, DOCUMENTED, AND SENT TO THE KHSAA.**

Bob Blackburn \_\_\_\_\_ Bullitt East High School \_\_\_\_\_ 502-539-7322  
 \_\_\_\_\_  
 MANAGER \_\_\_\_\_ SCHOOL \_\_\_\_\_ DAYTIME PHONE \_\_\_\_\_

Other expenses:

Custodial services	\$ 381.12
Security	500.00
Gate workers	315.00
Announcers	80.00
Timers	80.00
Hospitality room	488.74
District Manager	310.02
Nets	28.00
District Draw (food)	56.58
Misc. (cups, tableclothes, napkins, etc.)	<u>39.09</u>
	<u>\$2,275.55</u>

## **District #25 Boys Basketball Tournament**

**Dates:** February 26-29, 2007

**Location:** Dupont Manual High School

**Host:** Louisville Collegiate School

**District Manager:**

Tim Williams, Louisville Collegiate School: [twilliams@loucol.com](mailto:twilliams@loucol.com), 314-0881 (cell)

**Admission Prices:** Adults: \$6.00; Under 12: \$3.00

**Officials:** Will be assigned by KBOA

**Passes:** 6<sup>th</sup>/7<sup>th</sup> Region Coaches Passes and KHSAA Passes admit one **20 comp tickets to each school for each night the school is in competition Band members admitted with an instrument. Schools MUST INFORM the tournament manager if their band will be in attendance.**

**Eligibility Lists:** Submitted to Collegiate no later than Wednesday Feb 21

**Warm up Time:** Teams will each be given 15 minutes to warm up prior to game time. Gym will be open 1 hour prior to game time.

**Team Bench:** Each team will be allowed to dress 15 players as according to KHSAA rules. All sideline personnel must be seated on the bench or in the stands.

**Share Profit/Loss of tournament net income/expense:** As agreed upon by district. Teams will share in the overall profit or loss for each night that their team plays.

**All tournament team:** 1<sup>st</sup> place team (3); 2<sup>nd</sup> place team (2); 3<sup>rd</sup> place team (1); 4<sup>th</sup> place team (1). Players will be selected by the coaches immediately following their team's final game.

**Advancement to Regionals:** 1<sup>st</sup> & 2<sup>nd</sup> Place Teams advance to Regional Tournament hosted by

**Concessions:** run by Dupont Manual

**Future Sites:** rotate schools alphabetically

# 2007 District 25 Basketball Tournament

Description	Expense	Revenue	Outstanding	Final
Admissions worker	\$ (75.00)			
scorer/timer	\$ (75.00)			
announcer	\$ (135.00)			
parking lot attendant	\$ (120.00)			
book keeper	\$ (150.00)			
Referees	\$ (1,080.00)			
Trophies (winner/R-U)	\$ (256.00)			
Trophies (all tourn)	\$ (280.00)			
Tourn manager (Will)	\$ (100.00)			
Site manager (Zub)	\$ (100.00)			
security	\$ (320.00)			
Admissions Rev Day 1		\$ 2,454.00		
Admissions Rev Day 2		\$ 1,110.00		
Admissions Rev Day 3		\$ 4,227.00		
	\$	(2,691.00)	\$	7,791.00
			\$ -	\$ 5,100.00

account # 551117 551116



# 2007 District 25 Basketball Tournament

<i>Expenses Day 1</i>		
Todd LaFollette	\$ (60.00)	14028 Spring Mill Road, Louisville, KY 40245-7464
Dennis Osborne	\$ (60.00)	5921 Grandel Blvd., Louisville, KY 40258-3099
James Jagers	\$ (60.00)	11609 Chinook Court, Louisville, KY 40299
Jerry Hilpp	\$ (60.00)	5224 PLANET DRIVE, Louisville, KY 40258
Chris Hudson	\$ (60.00)	6519 Harrods View Circle, Prospect, KY 40059
Barriel Coleman	\$ (60.00)	4702 Poplarview Drive, Louisville, KY 40216
Rocky (admission)	\$ (25.00)	
Robert Schroeder (clock)	\$ (25.00)	
Tony Wolfe (announcer)	\$ (45.00)	
Randall DeJarnette (security)	\$ (80.00)	
Parking Lot Attendant	\$ (40.00)	
Joe McDaniel (book)	\$ (50.00)	
gate revenue	\$ 2,454.00	
tourn manager fee (Will)	\$ (33.00)	
site manager fee (Zub)	\$ (33.00)	
<b>TOTAL DAY 1</b>	<b>\$ 1,763.00</b>	

<b>Percent of Revenue for Day 1</b>	
Male	\$ 440.75
Collegiate	\$ 440.75
St. Xavier	\$ 440.75
Manual	\$ 440.75

# 2007 District 25 Basketball Tournament

<i>Referees Day 2</i>		
<i>Todd LaFollette</i>	\$ (60.00)	14028 Spring Mill Road, Louisville, KY 40245-7464
<i>Dennis Osborne</i>	\$ (60.00)	5921 Grandel Blvd., Louisville, KY 40258-3099
<i>James Jagers</i>	\$ (60.00)	11609 Chinook Court, Louisville, KY 40299
<i>Jerry Hilpp</i>	\$ (60.00)	5224 PLANET DRIVE, Louisville, KY 40258
<i>Chris Hudson</i>	\$ (60.00)	6519 Harrods View Circle, Prospect, KY 40059
<i>Barriel Coleman</i>	\$ (60.00)	4702 Poplarview Drive, Louisville, KY 40216
<i>Pollio (admission)</i>	\$ (25.00)	
<i>Robert Schroeder(clock)</i>	\$ (25.00)	
<i>Tony Wolfe (announcer)</i>	\$ (45.00)	
<i>Michael James (security)</i>	\$ (80.00)	
<i>Parking Lot Attendant</i>	\$ (40.00)	
<i>Becky Williams(book)</i>	\$ (50.00)	
<i>gate revenue</i>	\$ 1,110.00	
<i>tourn manager fee (Will)</i>	\$ (34.00)	
<i>site manager fee (Zub)</i>	\$ (34.00)	
<b>TOTAL DAY 2</b>	\$ 417.00	

<b>Percent of Revenue for Day 2</b>	
Male	\$ 104.25
Collegiate	\$ 104.25
Mercy	\$ 104.25
Manual	\$ 104.25

# 2007 District 25 Basketball Tournament

<i>Referees Day 3</i>		
Todd LaFollette	\$ (60.00)	14028 Spring Mill Road, Louisville, KY 40245-7464
Dennis Osbourne	\$ (60.00)	5921 Grandel Blvd., Louisville, KY 40258-3099
James Jagers	\$ (60.00)	11609 Chinook Court, Louisville, KY 40299
Jerry Hilpp	\$ (60.00)	5224 PLANET DRIVE, Louisville, KY 40258
Chris Hudson	\$ (60.00)	6519 Harrods View Circle, Prospect, KY 40059
Barriel Coleman	\$ (60.00)	4702 Poplarview Drive, Louisville, KY 40216
Pollio (admission)	\$ (25.00)	
Robert Schroeder(clock)	\$ (25.00)	
Tony Wolfe (announcer)	\$ (45.00)	
John Keeling	\$ (80.00)	
Randall DeJarnette (security)	\$ (80.00)	
Parking Lot Attendant	\$ (40.00)	
Joe McDaniel (book)	\$ (25.00)	
Becky Williams (book)	\$ (25.00)	
gate revenue	\$ 4,227.00	
tourn manager fee (Will)	\$ (33.00)	
site manager fee (Zub)	\$ (33.00)	
<b>TOTAL DAY 3</b>	<b>\$ 3,456.00</b>	

<b>Percent of Revenue for Day 3</b>	
Male	\$ 864.00
Mercy	\$ 864.00
Manual	\$ 1,728.00
	\$ -

<b>Total Revenue for District Tourn</b>	
Male	\$ 1,301.80
Mercy	\$ 861.05
St. Xavier	\$ 333.55
Manual	\$ 2,165.80
Collegiate	\$ 437.80
<b>Total Revenue</b>	<b>\$ 5,100.00</b>

**Total**



**KHSAA District Basketball Tournament Financial Report**  
 (return one copy to KHSAA by published deadlines. File separate reports if Girls and Boys  
 Tournaments are held separately)

KHSAA Form BK105  
 Rev 01/06

District # 26 Boys Girls Combined x Held at Fern Creek Trad. H.S. Dates Feb 26 to March 2

Part A	REVENUE ITEMS	Price(s)	Receipts	Totals
	Ticket Sales	\$6/\$2	\$4884.00	
	Broadcasting		0	
	Sponsorship		0	
	<b>TOTAL REVENUE (1)</b>			<b>\$4884.00</b>
Part B	EXPENSE ITEMS		Expenses	
	Game Officials		1,260	
	Trophies		126.16	
	Travel for Participating Teams		0	
	Other Itemized Expenses approved by majority vote of schools in tournament (provide separate listing or list on back of this form)		244.56 Andy Frain 575 security 239.15 acad/trny tms. 200 trny manager	
	<b>TOTAL EXPENSES (2)</b>			<b>2644.87</b>
Part C	Net Profit (Part A (1) minus Part B (2) total)			<b>2239.13</b>
Part D	Allowance to Host School - Maximum 15% for rental and incidental expenses unless otherwise approved by majority vote		100.00	
Part E	Profit Subject to Division by Schools (Part C minus Part D)			<b>2139.13</b>

**LIST BELOW INDIVIDUAL AMOUNTS FOR DISTRICT TOURNAMENT NET PROFITS FROM PART E ABOVE, NOT INCLUDING TRAVEL EXPENSES**

School	Amount	School	Amount
ATHERTON	475.36	WHITEFIELD	475.36
ASSUMPTION	237.68	MOORE	475.36
FERN CREEK	475.36		

**PAID ATTENDANCE BY SESSIONS (Tickets Sold NOT money received)**

BOYS		GIRLS		COMBINED	
Session	Paid	Session	Paid	Session	Paid
1				1	83/20 538.00
2				2	146/32 940.00
3				3	225/40 1430.00
4				4	250/62 1976.00
5					
6					
7					
Total		Total		Total	4884.00

**\*\* NOTE \*\* IF ANY OTHER PLAN FOR THE DIVISION OF TOURNAMENT RECEIPTS IS USED, A MAJORITY VOTE OF THE PARTICIPATING SCHOOLS MUST BE OBTAINED, DOCUMENTED, AND SENT TO THE KHSAA.**

TIM AMSHOFF RAA  
 MANAGER

FERN CREEK TRAD. H.S.  
 SCHOOL

502.485.8436  
 DAYTIME PHONE



**KHSAA District Basketball Tournament Financial Report**  
 (return one copy to KHSAA by published deadlines. File separate reports if Girls and Boys Tournaments are held separately)

KHSAA Form BK105  
 Rev 01/06

District # 27 Boys Girls Combined  Held at Seneca High School

Dates 2/27,2/28, 3/2

Part A	REVENUE ITEMS		Price(s)	Receipts	Totals
	Ticket Sales		6.00/2.00	11,895.00	
	Broadcasting			0	
	Sponsorship			0	
	TOTAL REVENUE (1)				11,895.00
Part B	EXPENSE ITEMS			Expenses	
	Game Officials			1,080.00	
	Trophies			224.16	
	Travel for Participating Teams			0	
	Other Itemized Expenses approved by majority vote of schools in tournament (provide separate listing or list on back of this form)			1,255.00	
	TOTAL EXPENSES (2)				2,559.16
Part C	Net Profit (Part A (1) minus Part B (2) total)				9,335.84
Part D	Allowance to Host School - Maximum 15% for rental and incidental expenses unless otherwise approved by majority vote			0	
Part E	Profit Subject to Division by Schools (Part C minus Part D)				9,335.84

**LIST BELOW INDIVIDUAL AMOUNTS FOR DISTRICT TOURNAMENT NET PROFITS FROM PART E ABOVE, NOT INCLUDING TRAVEL EXPENSES**

School	Amount	School	Amount
Ballard	2,333.96	Trinity	1,166.98
Seneca	2,333.96		
Waggener	2,333.96		
Sacred Heart	1,166.98		

**PAID ATTENDANCE BY SESSIONS (Tickets Sold NOT money received)**

BOYS			GIRLS		COMBINED	
Session	Paid		Session	Paid	Session	Paid
1	3,703.00					
2				1,016.00		
3						
4						7,176.00
5						
6						
7						
Total	3,703.00		Total	1,016.00	Total	11,895.00

**\*\* NOTE \*\* IF ANY OTHER PLAN FOR THE DIVISION OF TOURNAMENT RECEIPTS IS USED, A MAJORITY VOTE OF THE PARTICIPATING SCHOOLS MUST BE OBTAINED, DOCUMENTED, AND SENT TO THE KHSAA.**

Scott Greenwald  
 MANAGER

Seneca  
 SCHOOL

502-485-8876  
 DAYTIME PHONE

# 27<sup>TH</sup> DISTRICT BASKETBALL TOURNAMENT 2007

## FINANCIAL REPORT

### Expenses

Officials	\$1,080.00
Security	\$ 660.00
Gateworkers	\$ 220.00
Announcer	\$ 75.00
Scorekeeper	\$ 75.00
Clock Operator	\$ 75.00
Tournament Manager	\$ 150.00
Awards	\$ <u>224.16</u>
Total	\$ 2,559.16

### Revenue

February 27, 2007	\$3,703.00
February 28, 2007	\$1,016.00
March 2, 2007	\$7,176.00
Total	\$11,895.00

Revenue	\$11,895.00
Expenses	- \$ <u>2,559.16</u>
Net Profit	\$ 9,335.84

(Seneca, Ballard and Waggener will receive two shares, one for boys, one for girls)

X-Logic:000E  
 Date: Tue, 13 Mar 2007 11:19:32 -0500  
 From: Marilyn Mitchell <mmitchell@khsaa.org>  
 To: Julian Tackett <jtackett@khsaa.org>  
 Subject: fw: 28th District Finacial report  
 Message-id: <20070313161932219cb9c869@mail.khsaa.org>  
 X-Mailer: Office-Logic InterChange 4.00.20  
 MIME-Version: 1.0  
 Content-Type: text/plain; charset="iso-8859-1"  
 Content-Disposition: inline  
 Content-Transfer-Encoding: quoted-printable

# 28

Jefferson

-----Original Message-----

Date: Tue, 13 Mar 2007 10:31:57 -0400  
 From: "Edwards, Jeffrey" <Jeffrey.Edwards@Jefferson.kyschools.us>  
 To: "Rogers, Joe A" <joe.rogers@jefferson.kyschools.us>,  
 <sshubert@christianacademylou.org>, <tim.green@kcd.org>, <mmitchell@khsaa.org>  
 Subject: 28th District Finacial report

28th District Finacial Report 2007

Gate

Day 1 \$1682  
 Day 2 1250  
 Day 3 1140  
 Day 4 3530

Expenses

officials	\$1080
security	450
awards	305.20
trophies	126.16
gate	250
PA	120
book	120
clock	120
balls, nets, book	100
total	\$2671.36
Gate	7602
share	1232.66



**KHSAA District Basketball Tournament Financial Report**  
 (return one copy to KHSAA by published deadlines. File separate reports if Girls and Boys  
 Tournaments are held separately)

KHSAA Form BK105  
Rev 01/06

District # 29 Boys X Girls X Combined X Held at SOUTH OLDHAM Dates 2/26-3/1

Part A	REVENUE ITEMS	Price(s)	Receipts	Totals
	Ticket Sales	\$5.00	\$12,390.00	
	Broadcasting			
	Sponsorship			
	<b>TOTAL REVENUE (1)</b>			<b>\$12,390.00</b>
Part B	EXPENSE ITEMS		Expenses	
	Game Officials		\$1,199.00	
	Trophies		\$325.76	
	Travel for Participating Teams			
	Other Itemized Expenses approved by majority vote of schools in tournament (provide separate listing or list on back of this form)—See Itemized Sheet Attached		\$2,576.50	
	<b>TOTAL EXPENSES (2)</b>			<b>\$4,101.26</b>
Part C	Net Profit (Part A (1) minus Part B (2) total)			<b>\$8,288.74</b>
Part D	Allowance to Host School - Maximum 15% for rental and incidental expenses unless otherwise approved by majority vote		\$1,243.31	
Part E	Profit Subject to Division by Schools (Part C minus Part D)			<b>\$7,045.43</b>


**LIST BELOW INDIVIDUAL AMOUNTS FOR DISTRICT TOURNAMENT NET PROFITS FROM PART E ABOVE, NOT INCLUDING TRAVEL EXPENSES**

School	Amount	School	Amount
NORTH OLDHAM HIGH	\$1,761.36		
OLDHAM COUNTY HIGH	\$1,761.36		
TRIMBLE COUNTY HIGH	\$1,761.36		
SOUTH OLDHAM HIGH	\$1,761.35		

**PAID ATTENDANCE BY SESSIONS (Tickets Sold NOT money received)**

BOYS			GIRLS		COMBINED		
Session	Paid		Session	Paid		Session	Paid
1	1029		1	337			
2	909		2	203			
3							
4							
5							
6							
7							
Total	1938		Total	540		Total	

**\*\* NOTE \*\* IF ANY OTHER PLAN FOR THE DIVISION OF TOURNAMENT RECEIPTS IS USED, A MAJORITY VOTE OF THE PARTICIPATING SCHOOLS MUST BE OBTAINED, DOCUMENTED, AND SENT TO THE KHSAA.**

MITCHELL F. IRVIN   
MANAGER

SOUTH OLDHAM HIGH  
SCHOOL

502-241-6681  
DAYTIME PHONE



2007 DISTRICT #29 BASKETBALL FINANCIAL REPORT

<b>CATEGORY</b>	<b>RECEIPTS</b>	<b>EXPENSES</b>
BALL/NETS/SCOREBOOKS		\$493.00
RESOURCE CTR-SIGNS		\$43.04
OFFICIALS #1 GBB		\$414.00
GATE #1 GBB	\$1,685.00	
GATEWORKERS #1 GBB		\$80.00
PA/SCORER/TIMER #1 GBB		\$60.00
CHAMPS - T'SHIRTS		\$190.00
TEAM TROHPIES		\$126.16
OFFICIALS #1 BBB		\$393.00
GATE #1 BBB	\$5,145.00	
GATEWORKERS #1 BBB		\$80.00
PA/SCORER/TIMER #2 BBB		\$60.00
OFFICIALS #2 GBBB		\$185.00
GATE #2 GBB	\$1,015.00	
GATEWORKERS #2 GBB		\$60.00
PA/SCORER/TIMER #2 GBB		\$45.00
OFFICIALS #2 BBB		\$207.00
GATE #2 BBB	\$4,545.00	
GATEWORKERS #2 BBB		\$60.00
PA/SCORER/TIMER #2 BBB		\$45.00
HOSPITALITY WORKERS		\$200.00
BOOK KEEPER		\$50.00
TOURNEY DIRECTOR		\$150.00
CO-DIRECTORS		\$100.00
SRO OVERTIME SECURITY		\$658.00
ALL TOURNEY PLAQUES		\$199.60
FOOD		\$33.11
FOOD-OCBE		\$169.35
<b>TOTALS:</b>	<b>\$12,390.00</b>	<b>\$4,101.26</b>
<b>PROFIT:</b>		<b>\$8,288.74</b>
<b>15% TO HOST SCHOOL:</b>		<b>\$1,243.31</b>
<b>SHARE TOTAL:</b>		<b>\$7,045.43</b>
<b>NOHS SHARE:</b>		<b>\$1,761.36</b>
<b>OCHS SHARE:</b>		<b>\$1,761.36</b>
<b>SOHS SHARE:</b>		<b>\$1,761.35</b>
<b>TRIMBLE CO. SHARE:</b>		<b>\$1,761.36</b>
<b>BALANCE:</b>		<b>\$0.00</b>



**KHSAA District Basketball Tournament Financial Report**  
 (return one copy to KHSAA by published deadlines. File separate reports if Girls and Boys  
 Tournaments are held separately)

KHSAA Form BK105  
 Rev 01/06

District # 30 Boys  Girls  Combined  Held at Shelby Co. High School Dates 2/27-3/2

Part A	REVENUE ITEMS	Price(s)	Receipts	Totals
	Ticket Sales	5.00	\$12875.20	
	Broadcasting		200.00	
	Sponsorship		\$0.00	
	<b>TOTAL REVENUE (1)</b>			<b>\$13075.20</b>
Part B	EXPENSE ITEMS		Expenses	
	Game Officials		1166.00	
	Trophies		390.16	
	Travel for Participating Teams		0	
	Other Itemized Expenses approved by majority vote of schools in tournament (provide separate listing or list on back of this form)		See Attached	
	<b>TOTAL EXPENSES (2)</b>			<b>4212.67</b>
Part C	Net Profit (Part A (1) minus Part B (2) total)			<b>8862.53</b>
Part D	Allowance to Host School - Maximum 15% for rental and incidental expenses unless otherwise approved by majority vote		\$0.00	
Part E	Profit Subject to Division by Schools (Part C minus Part D)			<b>8862.53</b>

**LIST BELOW INDIVIDUAL AMOUNTS FOR DISTRICT TOURNAMENT NET PROFITS FROM PART E ABOVE, NOT INCLUDING TRAVEL EXPENSES**

School	Amount	School	Amount
Anderson County High School	2215.63		
Eminence High School	2215.63		
Shelby County High School	2215.63		
Spencer County High School	2215.63		

**PAID ATTENDANCE BY SESSIONS (Tickets Sold NOT money received)**

BOYS		GIRLS		COMBINED	
Session	Paid	Session	Paid	Session	Paid
1				1	469
2				2	591
3				3	1515
4					
5					
6					
7					
Total		Total		Total	2575

**\*\* NOTE \*\* IF ANY OTHER PLAN FOR THE DIVISION OF TOURNAMENT RECEIPTS IS USED, A MAJORITY VOTE OF THE PARTICIPATING SCHOOLS MUST BE OBTAINED, DOCUMENTED, AND SENT TO THE KHSAA.**

Steve Coleman  
 MANAGER

Shelby Co. High School  
 SCHOOL

633-2344 X107  
 DAYTIME PHONE

**2007 30<sup>th</sup> District  
Boys and Girls Basketball Tournament  
Expenses**

1. Hospitality Room	\$1244.81
2. Officials	\$1166.00
3. Eminence extra share	\$450.00
4. Parking	\$300.00
5. Tournament Manager	\$300.00
6. All-Tournament Trophies	\$264.00
7. Runner-up Trophies	\$126.16
8. 2 Balls, nets, book	\$91.70
9. Scorekeeper	\$90.00
10. Clock operator	\$90.00
11. Bookkeeper	<u>\$90.00</u>
Total:	4212.67



**KHSAA District Basketball Tournament Financial Report**  
 (return one copy to KHSAA by published deadlines. File separate reports if Girls and Boys  
 Tournaments are held separately)

KHSAA Form BK105  
Rev 01/06

District # 31 Boys      Girls      Combined X Held at Henry County Dates 2-27-3-3

Part A	REVENUE ITEMS	Price(s)	Receipts	Totals
	Ticket Sales	5.00	12,989	
	Broadcasting			
	Sponsorship			
	<b>TOTAL REVENUE (1)</b>			<b>12,989</b>
Part B	EXPENSE ITEMS		Expenses	
	Game Officials		1,156	
	Trophies		64.53	
	Travel for Participating Teams			
	Other Itemized Expenses approved by majority vote of schools in tournament (provide separate listing or list on back of this form)		1900.00	
	<b>TOTAL EXPENSES (2)</b>			<b>3,120.53</b>
Part C	<b>Net Profit (Part A (1) minus Part B (2) total)</b>			<b>9,868.47</b>
Part D	Allowance to Host School - Maximum 15% for rental and incidental expenses unless otherwise approved by majority vote			
Part E	<b>Profit Subject to Division by Schools (Part C minus Part D)</b>			<b>9,868.47</b>

**LIST BELOW INDIVIDUAL AMOUNTS FOR DISTRICT TOURNAMENT NET PROFITS FROM PART E ABOVE, NOT INCLUDING TRAVEL EXPENSES**

School	Amount	School	Amount
Carroll Co.	2,467.12		
Gallatin Co.	2,467.12		
Henry Co.	2,467.12		
Owen Co.	2,467.12		

**PAID ATTENDANCE BY SESSIONS (Tickets Sold NOT money received)**

BOYS			GIRLS			COMBINED	
Session	Paid		Session	Paid		Session	Paid
1							409
2							939
3							359
4							876
5							
6							
7							
Total			Total			Total	2583

**\*\* NOTE \*\* IF ANY OTHER PLAN FOR THE DIVISION OF TOURNAMENT RECEIPTS IS USED, A MAJORITY VOTE OF THE PARTICIPATING SCHOOLS MUST BE OBTAINED, DOCUMENTED, AND SENT TO THE KHSAA.**

Todd Gilley  
MANAGER

Henry Co.  
SCHOOL

502-845-8680  
DAYTIME PHONE



**KHSAA District Basketball Tournament Financial Report**  
 (return one copy to KHSAA by published deadlines. File separate reports if Girls and Boys Tournaments are held separately)

KHSAA Form BK105  
 Rev 01/06

District # 32 Boys  Girls  Combined  Held at Simon Kenton Dates 2/26 - 3/1

Part A	REVENUE ITEMS	Price(s)	Receipts	Totals
	Ticket Sales	5.00	7,265.00	
	Broadcasting		0	
	Sponsorship		0	
	<b>TOTAL REVENUE (1)</b>			<b>7,265.00</b>
Part B	EXPENSE ITEMS		Expenses	
	Game Officials		1315.50	
	Trophies		321.52	
	Travel for Participating Teams		0	
	Other Itemized Expenses approved by majority vote of schools in tournament (provide separate listing or list on back of this form)		See attached back	
	<b>TOTAL EXPENSES (2)</b>			<b>4,472.72</b>
Part C	Net Profit (Part A (1) minus Part B (2) total)			<b>2,792.28</b>
Part D	Allowance to Host School - Maximum 15% for rental and incidental expenses unless otherwise approved by majority vote			0
Part E	Profit Subject to Division by Schools (Part C minus Part D)			<b>2,792.28</b>

**LIST BELOW INDIVIDUAL AMOUNTS FOR DISTRICT TOURNAMENT NET PROFITS FROM PART E ABOVE, NOT INCLUDING TRAVEL EXPENSES**

School	Amount	School	Amount
Simon Kenton	698.07		
Walter Verona	698.07		
Williamstown	698.07		
Grant County	698.07		

**PAID ATTENDANCE BY SESSIONS (Tickets Sold NOT money received)**

BOYS			GIRLS			COMBINED		
Session	Paid		Session	Paid		Session	Paid	
2-28 1							253	
2-28 2				112				
3-1 3	307							
3-2 4				315				
3-3 5	545							
6								
7								
Total	873		Total	427		Total	253	

**\*\* NOTE \*\* IF ANY OTHER PLAN FOR THE DIVISION OF TOURNAMENT RECEIPTS IS USED, A MAJORITY VOTE OF THE PARTICIPATING SCHOOLS MUST BE OBTAINED, DOCUMENTED, AND SENT TO THE KHSAA.**

[Signature]  
 MANAGER

SKHS  
 SCHOOL

858-960-0179  
 DAYTIME PHONE

## 2007 32nd District Basketball

Date	Gate \$		Expenses	Amount	Paid		
			13 boy's/girl's balls	\$857.74	EM Sports		
26-Feb	\$1,265.00	✓		\$23.96	EM Sports		
28-Feb	\$560.00	✓	4 Nits	\$125.86	EM Sports		
1-Mar	\$1,840.00	✓	14 All Tourney Trophies	\$69.50	EM Sports		
2-Mar	\$1,075.00	✓	10 All Academic plaques	\$126.18	Conference		
3-Mar	\$2,725.00	✓	Champ/Runner Up	\$704.00	IND Police		
<b>Total</b>	<b>\$7,265.00</b>	✓	IND Police security	\$1,315.50			
		✓	Officials	\$50.00			
		✓	Bookkeeper	\$120.00	T Jackson		
		✓	Score Keeper \$20/gm	\$120.00	T Moore		
		✓	PA \$20/gm	\$120.00	T Robinson	J Anderson 1 night	
		✓	Clock \$20/gm	\$150.00			
		✓	Custodians	\$120.00	N Repka		
		✓	Trainer \$20/gm		R Vann/ L. Schneider/T Mann		
			Gateworkers \$20/gm (3)	\$120.00			
			1 R Vann	\$120.00			
		✓	2 L. Schneider	\$80.00			
		✓	3 T Mann	\$250.00			
		✓	Manager	\$4,472.72			
			<b>Total Expenses</b>				



**KHSAA District Basketball Tournament Financial Report**  
 (return one copy to KHSAA by published deadlines. File separate reports if Girls and Boys  
 Tournaments are held separately)

KHSAA Form BK105  
Rev 01/06

District # 33    Boys    Girls    Combined     Held at Ryle High School    Dates 2/26-3/2007

Part A	REVENUE ITEMS	Price(s)	Receipts	Totals
	Ticket Sales	\$5, \$3	\$13692	
	Broadcasting		0	
	Sponsorship		0	
	<b>TOTAL REVENUE (1)</b>			<b>\$13,692</b>
Part B	EXPENSE ITEMS		Expenses	
	Game Officials		\$1440	
	Trophies		\$130	
	Travel for Participating Teams		0	
	Other Itemized Expenses approved by majority vote of schools in tournament (provide separate listing or list on back of this form)		See Attached Form	
	<b>TOTAL EXPENSES (2)</b>			<b>\$3890</b>
Part C	Net Profit (Part A (1) minus Part B (2) total)			<b>\$9802</b>
Part D	Allowance to Host School - Maximum 15% for rental and incidental expenses unless otherwise approved by majority vote		\$1470.30	
Part E	Profit Subject to Division by Schools (Part C minus Part D)			<b>\$8331.70</b>

**LIST BELOW INDIVIDUAL AMOUNTS FOR DISTRICT TOURNAMENT NET PROFITS FROM PART E ABOVE, NOT INCLUDING TRAVEL EXPENSES**

School	Amount	School	Amount
Boone County	\$1666.34	St. Henry	\$1666.34
Conner	\$1666.34		
Heritage	\$1666.34		
Ryle	\$1666.34		

**PAID ATTENDANCE BY SESSIONS (Tickets Sold NOT money received)**

BOYS			GIRLS			COMBINED	
Session	Paid		Session	Paid		Session	Paid
1						1	137-A; 109-S
2						2	187-A; 221-S
3						3	607-A; 432-S
4						4	487-A
5						5	863-A
6							
7							
Total			Total			Total	2281-A; 762-S

**\*\* NOTE \*\* IF ANY OTHER PLAN FOR THE DIVISION OF TOURNAMENT RECEIPTS IS USED, A MAJORITY VOTE OF THE PARTICIPATING SCHOOLS MUST BE OBTAINED, DOCUMENTED, AND SENT TO THE KHSAA.**

*Jim Demler*  
 \_\_\_\_\_  
 MANAGER Jim Demler

\_\_\_\_\_ SCHOOL Ryle

\_\_\_\_\_ DAYTIME PHONE 859 384-5300

**33rd District Tournament**

**2007**

**Tourney Expenses**

Expenses	Amount
Officials	\$1,440.00
Announcer	\$200.00
Scorer	\$200.00
Timer	\$200.00
Trophies	\$130.00
All Tourney Plaques	\$240.00
Custodians	\$300.00
Game Balls	\$80.00
Nets	\$40.00
Tourney Workers	\$1,010
Stats Coordinator	\$50
<b>Total</b>	<b>\$3,890.00</b>





**KHSAA District Basketball Tournament Financial Report**  
 (return one copy to KHSAA by published deadlines. File separate reports if Girls and Boys  
 Tournaments are held separately)

KHSAA Form BK105  
Rev 01/06

District # 34 Boys      Girls      Combined X Held at Lloyd Memorial H.S. Dates 2/26-3/2

Part A	REVENUE ITEMS	Price(s)	Receipts	Totals
	Ticket Sales	\$5/\$3	\$3680/\$2319	
	Broadcasting		\$0	
	Programs		\$95	
	<b>TOTAL REVENUE (1)</b>			<b>\$6094</b>
Part B	EXPENSE ITEMS		Expenses	
	Game Officials		\$1080	
	Trophies		\$126.16	
	Travel for Participating Teams		\$0	
	Other Itemized Expenses approved by majority vote of schools in tournament (provide separate listing or list on back of this form)		\$2355.78	
	<b>TOTAL EXPENSES (2)</b>			<b>\$3561.94</b>
Part C	Net Profit (Part A (1) minus Part B (2) total)			<b>\$2532.06</b>
Part D	Allowance to Host School - Maximum 15% for rental and incidental expenses unless otherwise approved by majority vote		\$379.81	
Part E	Profit Subject to Division by Schools (Part C minus Part D)			<b>\$2152.25</b>

**LIST BELOW INDIVIDUAL AMOUNTS FOR DISTRICT TOURNAMENT NET PROFITS FROM PART E ABOVE, NOT INCLUDING TRAVEL EXPENSES**

School	Amount	School	Amount
Dixie Heights High School	\$538.06		
Lloyd High School	\$917.87		
Ludlow High School	\$538.06		
Villa Madonna Academy	\$538.06		

**PAID ATTENDANCE BY SESSIONS (Tickets Sold NOT money received)**

BOYS		GIRLS		COMBINED	
Session	Paid	Session	Paid	Session	Paid
1	195/177				
2	192/205				
3	156/118				
4	193/273				
5					
6					
7					
Total	736/773	Total		Total	

**\*\* NOTE \*\* IF ANY OTHER PLAN FOR THE DIVISION OF TOURNAMENT RECEIPTS IS USED, A MAJORITY VOTE OF THE PARTICIPATING SCHOOLS MUST BE OBTAINED, DOCUMENTED, AND SENT TO THE KHSAA.**

Chad D. Molley  
MANAGER

Lloyd Memorial High School  
SCHOOL

859 727-5908  
DAYTIME PHONE

## 34th District Tournament Financial Report

### Revenue

Date	Adults	Cost	Total	Stud/Sen	Cost	Total
2/26/2007	195	\$ 5.00	\$ 975.00	177	\$ 3.00	\$ 531.00
2/27/2007	192	\$ 5.00	\$ 960.00	205	\$ 3.00	\$ 615.00
3/1/2007	156	\$ 5.00	\$ 780.00	118	\$ 3.00	\$ 354.00
3/2/2007	193	\$ 5.00	\$ 965.00	273	\$ 3.00	\$ 819.00
<b>Total</b>	<b>736</b>		<b>\$ 3,680.00</b>	<b>773</b>		<b>\$2,319.00</b>

Date	Programs	Cost	Total	Date	Gross Revenue
2/26/2007	29	\$ 1.00	\$ 29.00	2/26/2007	\$1,535.00
2/27/2007	49	\$ 1.00	\$ 49.00	2/27/2007	\$1,624.00
3/1/2007	8	\$ 1.00	\$ 8.00	3/1/2007	\$1,142.00
3/2/2007	9	\$ 1.00	\$ 9.00	3/2/2007	\$1,793.00
<b>Total</b>	<b>95</b>		<b>\$ 95.00</b>	<b>Total</b>	<b>\$6,094.00</b>

### Expenses

District Trophies	(\$126.16)	(Winner & Runner-up Girl's & Boy's)
Security	(\$912.00)	(2 Officers/game, invoice attached)
Balls	(\$69.98)	(1 new Boy's & 1 new Girl's)
Nets	(\$23.96)	(2 pair)
Scorebooks	(\$8.98)	(2 books)
All District Team Awards	(\$125.86)	(7 Boy's & 7 Girl's (\$8.99 each))
Programs	(\$85.00)	(150 tournament Programs)
Announcer	(\$120.00)	(\$20/game 6 games)
Scorekeeper	(\$120.00)	(\$20/game 6 games)
Timekeeper	(\$120.00)	(\$20/game 6 games)
Stat Board Operator	(\$120.00)	(\$20/game 6 games)
Gateworkers	(\$480.00)	(\$20/game 6 games, 4 per game)
Game Manager	(\$170.00)	(\$20/game 6 games and \$50 for tournament practice session)
Officials	(\$1,080.00)	(\$60/man, 3-man crew/game)
<b>Total</b>	<b>(\$3,561.94)</b>	

**Net Tourn. Profit**      \$ 2,532.06

### 34th District School's Share of Net Tournament Profit

Host School's 15%	\$ 379.81	
New Net Tourn. Profit	\$ 2,152.25	
Dixie Heights	\$ 538.06	
Lloyd Memorial	\$ 538.06	\$ 917.87
Ludlow	\$ 538.06	
Villa Madonna	\$ 538.06	



**KHSAA District Basketball Tournament Financial Report**  
 (return one copy to KHSAA by published deadlines. File separate reports if Girls and Boys  
 Tournaments are held separately)

KHSAA Form BK105  
Rev 01/06

District # 35 Boys  Girls  Combined  Held at Notre Dame Dates 2/26 to 3/1/07

Part A	REVENUE ITEMS	Price(s)	Receipts	Totals
	Ticket Sales	\$5 + \$3		
	Broadcasting			
	Sponsorship			
	<b>TOTAL REVENUE (1)</b>			<b>1950</b>
Part B	EXPENSE ITEMS		Expenses	
	Game Officials			
	Trophies			
	Travel for Participating Teams			
	Other Itemized Expenses approved by majority vote of schools in tournament (provide separate listing or list on back of this form)		ON BACK	
	<b>TOTAL EXPENSES (2)</b>			<b>1260.42</b>
Part C	Net Profit (Part A (1) minus Part B (2) total)			<b>689.58</b>
Part D	Allowance to Host School - Maximum 15% for rental and incidental expenses unless otherwise approved by majority vote		103.44	
Part E	Profit Subject to Division by Schools (Part C minus Part D)			<b>586.14</b>

**LIST BELOW INDIVIDUAL AMOUNTS FOR DISTRICT TOURNAMENT NET PROFITS FROM PART E ABOVE, NOT INCLUDING TRAVEL EXPENSES**

School	Amount	School	Amount
BEECHWOOD	146.54		
HOLMES	146.54		
HOLY CROSS	146.54		
NOTRE DAME	146.54		

**PAID ATTENDANCE BY SESSIONS (Tickets Sold NOT money received)**

BOYS			GIRLS			COMBINED	
Session	Paid		Session	Paid		Session	Paid
1							
2							
3							
4							
5							
6							
7							
Total			Total			Total	

**\*\* NOTE \*\* IF ANY OTHER PLAN FOR THE DIVISION OF TOURNAMENT RECEIPTS IS USED, A MAJORITY VOTE OF THE PARTICIPATING SCHOOLS MUST BE OBTAINED, DOCUMENTED, AND SENT TO THE KHSAA.**

Kam Gunning  
MANAGER

Notre Dame Academy  
SCHOOL

292-7730  
DAYTIME PHONE

## EXPENSES

OFFICIALS	\$ 540.00
TROPHIES	\$ 110.33
TIMER	\$ 90.00
SCORER	\$ 120.00
PA	\$ 90.00
TRAINER	\$ 60.00
BALL & NETS	\$ 40.48
SECURITY	\$ 209.61
	<hr/>
	\$ 1,260.42



**KHSAA District Basketball Tournament Financial Report**  
 (return one copy to KHSAA by published deadlines File separate reports if Girls and Boys  
 Tournaments are held separately)

KHSAA Form BK 105  
Rev 01/06

District # 35 Boys  Girls  Combined  Held at Covington Catholic Dates 2/27, 3/2

Part A	REVENUE ITEMS	Price(s)	Receipts	Totals
	Ticket Sales	5/3	8129.00	
	Broadcasting			
	Sponsorship			
	<b>TOTAL REVENUE (1)</b>			<b>8129.00</b>

Part B	EXPENSE ITEMS	Expenses	Totals
	Game Officials	540.00	
	Trophies		
	Travel for Participating Teams		
	Other Itemized Expenses approved by majority vote of schools in tournament (provide separate listing or list on back of this form)	808.51	
	<b>TOTAL EXPENSES (2)</b>		<b>1348.51</b>

Part C	Net Profit (Part A (1) minus Part B (2) total)		<b>6780.49</b>
--------	--	--	----------------

Part D	Allowance to Host School - Maximum 15% for rental and incidental expenses unless otherwise approved by majority vote	1017.00	
--------	--	---------	--

Part E	Profit Subject to Division by Schools (Part C minus Part D)		<b>5763.49</b>
--------	---	--	----------------

**LIST BELOW INDIVIDUAL AMOUNTS FOR DISTRICT TOURNAMENT NET PROFITS FROM PART E ABOVE, NOT INCLUDING TRAVEL EXPENSES**

School	Amount	School	Amount
Beechwood	1440.87		
Cov Cath	1440.87		
Holmes	1440.87		
Holy Cross	1440.87		

**PAID ATTENDANCE BY SESSIONS (Tickets Sold NOT money received)**

BOYS		GIRLS		COMBINED	
Session	Paid	Session	Paid	Session	Paid
1	4330				
2	3759				
3					
4					
5					
6					
7					
Total	8129	Total		Total	

**\*\* NOTE \*\* IF ANY OTHER PLAN FOR THE DIVISION OF TOURNAMENT RECEIPTS IS USED, A MAJORITY VOTE OF THE PARTICIPATING SCHOOLS MUST BE OBTAINED, DOCUMENTED, AND SENT TO THE KHSAA.**

[Signature]  
MANAGER

Covington Catholic  
SCHOOL

859 891 2247  
DAYTIME PHONE

Security - \$385.58

TIMER - \$90

SCORER - \$120

ANNOUNCER - \$90

TRAINER - \$60

ALL Tournament Awards - 62.93

---

808.51



**KHSAA District Basketball Tournament Financial Report**  
 (return one copy to KHSAA by published deadlines. File separate reports if Girls and Boys  
 Tournaments are held separately)

KHSAA Form BK105  
 Rev 01/06

District # 36<sup>th</sup> Boys      Girls      Combined  Held at Dayton High School Dates 2/26-3/3/07

Part A	REVENUE ITEMS	Price(s)	Receipts	Totals
	Ticket Sales	\$ 3,00.45.00	\$ 8,297.00	
	Broadcasting			
	Sponsorship			
	TOTAL REVENUE (1)			\$ 8,297.00
Part B	EXPENSE ITEMS		Expenses	
	Game Officials		\$ 1,440.00	
	Trophies		\$ 126.16	
	Travel for Participating Teams			
	Other Itemized Expenses approved by majority vote of schools in tournament (provide separate listing or list on back of this form) <u>Police, Workers + Food</u>		\$ 990.00	
	TOTAL EXPENSES (2)			\$ 2,556.16
Part C	Net Profit (Part A (1) minus Part B (2) total)			\$ 5,740.84
Part D	Allowance to Host School - Maximum 15% for rental and incidental expenses unless otherwise approved by majority vote		\$ 574.08	
Part E	Profit Subject to Division by Schools (Part C minus Part D)			\$ 5,166.76

**LIST BELOW INDIVIDUAL AMOUNTS FOR DISTRICT TOURNAMENT NET PROFITS FROM PART E ABOVE, NOT INCLUDING TRAVEL EXPENSES**

School	Amount	School	Amount
Belleuve	\$ 1,033.35	Dayton	\$ 1,033.36
Highlands	\$ 1,033.35		
Newport	\$ 1,033.35		
N.C.C.	\$ 1,033.35		

**PAID ATTENDANCE BY SESSIONS (Tickets Sold NOT money received)**

BOYS		GIRLS		COMBINED	
Session	Paid	Session	Paid	Session	Paid
1				1	\$ 1,270.00
2				2	1,282.00
3				3	1,383.00
4				4	1,418.00
5				5	2,912.00
6					
7					
Total		Total		Total	8,297.00

**\*\* NOTE \*\* IF ANY OTHER PLAN FOR THE DIVISION OF TOURNAMENT RECEIPTS IS USED, A MAJORITY VOTE OF THE PARTICIPATING SCHOOLS MUST BE OBTAINED, DOCUMENTED, AND SENT TO THE KHSAA.**

Jay Snyper  
 MANAGER

Dayton  
 SCHOOL

859-292-7486  
 DAYTIME PHONE

Expenses

Police Supervision

Session 1	90.00
2	90.00
3	90.00
4	60.00
5	60.00

Workers

Gate	125.00
Book	125.00
Clock	125.00
Announcer	125.00

Food for District Draw

100.00

Total

\$990.00





**KHSAA District Basketball Tournament Financial Report**  
 (return one copy to KHSAA by published deadlines. File separate reports if Girls and Boys  
 Tournaments are held separately)

KHSAA Form BK105  
 Rev 01/06

District # 37 Boys  Girls  Combined  Held at Campbell County Middle School Dates Feb 26 - Mar 3, 07

Part A	REVENUE ITEMS	Price(s)	Receipts	Totals
	Ticket Sales	5.00	11417.25	
	Broadcasting			
	Sponsorship			
	TOTAL REVENUE (1)			11417.25
Part B	EXPENSE ITEMS		Expenses	
	Game Officials		1513.50	
	Trophies		249.26	
	Travel for Participating Teams			
	Other Itemized Expenses approved by majority vote of schools in tournament (provide separate listing or list on back of this form)		3920.92	
	TOTAL EXPENSES (2)			5713.68
Part C	Net Profit (Part A (1) minus Part B (2) total)			5703.57
Part D	Allowance to Host School - Maximum 15% for rental and incidental expenses unless otherwise approved by majority vote		500.00	
Part E	Profit Subject to Division by Schools (Part C minus Part D)			5203.57

**LIST BELOW INDIVIDUAL AMOUNTS FOR DISTRICT TOURNAMENT NET PROFITS FROM PART E ABOVE, NOT INCLUDING TRAVEL EXPENSES**

School	Amount	School	Amount
Calvary Christian	1156 36	Silver Grove	578.18
Brossart	1156 36		
Scott	1156 36		
Campbell Co	1156 31		

\* Boys Team only

**PAID ATTENDANCE BY SESSIONS (Tickets Sold NOT money received)**

BOYS		GIRLS		COMBINED	
Session	Paid	Session	Paid	Session	Paid
1				1	139
2				2	577
3				3	723
4				4	96
5				5	645
6					
7					
Total		Total		Total	2180

**\*\* NOTE \*\* IF ANY OTHER PLAN FOR THE DIVISION OF TOURNAMENT RECEIPTS IS USED, A MAJORITY VOTE OF THE PARTICIPATING SCHOOLS MUST BE OBTAINED, DOCUMENTED, AND SENT TO THE KHSAA.**

Bob Jones  
 MANAGER

Campbell Co High School  
 SCHOOL

859 635 4161  
 DAYTIME PHONE

PART B

OTHER ITEMIZED EXPENSES:

\$100.92 – Game balls/ nets/. Scorebooks

\$245.00 – Programs

\$810.00 – Security

\$150.00 – Trainer

\$400.00 – Hospitality

\$300.00 – Parking

\$175.00 – Scorekeeper

\$175.00 – Clock (worker)

\$175.00 – Announcer

\$150.00 – Assistant Game Manager

\$840.00 – Gate Worker

\$200.00 – Building Cleanup/ paid to Campbell County Middle School (Facility)

\$200.00 – Event and Tournament Manager

---

\$3920.92 – Total Expenses



**KHSAA District Basketball Tournament Financial Report**  
 (return one copy to KHSAA by published deadlines. File separate reports if Girls and Boys  
 Tournaments are held separately)

KHSAA Form BK105  
Rev 01/06

District # **38**    Boys    Girls    Combined **x**    Held at **Harrison Co.**    Dates **2/26/07 - 3/2/07**

Part A	REVENUE ITEMS	Price(s)	Receipts	Totals
	Ticket Sales	<b>\$5.00</b>		
	Broadcasting			
	Sponsorship			
	<b>TOTAL REVENUE (1)</b>			<b>\$15,040.00</b>
Part B	EXPENSE ITEMS		Expenses	
	Game Officials		<b>\$1,179.00</b>	
	Trophies		<b>\$129.06</b>	
	Travel for Participating Teams		<b>\$362.00</b>	
	Other Itemized Expenses approved by majority vote of schools in tournament (provide separate listing or list on back of this form)		<b>\$2,845.00</b>	
	<b>TOTAL EXPENSES (2)</b>			<b>\$4,515.06</b>
Part C	Net Profit (Part A (1) minus Part B (2) total)			<b>\$10,524.94</b>
Part D	Allowance to Host School - Maximum 15% for rental and incidental expenses unless otherwise approved by majority vote		<b>\$500.00</b>	
Part E	Profit Subject to Division by Schools (Part C minus Part D)			<b>\$10,024.94</b>

**LIST BELOW INDIVIDUAL AMOUNTS FOR DISTRICT TOURNAMENT NET PROFITS FROM PART E ABOVE, NOT INCLUDING TRAVEL EXPENSES**

School	Amount	School	Amount
<b>Deming</b>	<b>\$2,506.24</b>		
<b>Harrison Co.</b>	<b>\$2,506.24</b>		
<b>Nicholas Co.</b>	<b>\$2,506.24</b>		
<b>Pendleton Co.</b>	<b>\$2,506.24</b>		

**PAID ATTENDANCE BY SESSIONS (Tickets Sold NOT money received)**

BOYS			GIRLS			COMBINED		
Session	Paid		Session	Paid		Session	Paid	
1							<b>971</b>	
2							<b>668</b>	
3							<b>500</b>	
4							<b>869</b>	
5								
6								
7								
<b>Total</b>			<b>Total</b>			<b>Total</b>	<b>3008</b>	

**\*\* NOTE \*\* IF ANY OTHER PLAN FOR THE DIVISION OF TOURNAMENT RECEIPTS IS USED, A MAJORITY VOTE OF THE PARTICIPATING SCHOOLS MUST BE OBTAINED, DOCUMENTED, AND SENT TO THE KHSAA.**

**Mac Whitaker**  
MANAGER

**Harrison Co.**  
SCHOOL

**859-234-7108**  
DAYTIME PHONE

2007 38th District girls & Boys Basketball Financial Report

Officials: \$55.00 each plus mileage - 3 per game

Girls Mike Acres \$165  
Shari Greer \$282.00  
David Hall \$165.00

Total \$1179.00

Boys

Mike Golns \$55.00  
Rod Bristow \$237.00  
Kevin Smith \$165.00  
Jack Whitemore \$110.00

Scorer- \$60.00  
Timer- \$60.00  
P.A.- \$60.00  
Total \$180.00

Tournament Managers - \$100.00 per night  
Total: \$400.00

Trophies & Awards: Boys- \$64.53 Girls- \$64.53  
Total: \$129.06

Security : School:  
Sheriff:  
City:  
Total \$500.00

Gate Workers: Front Gate: (North), Back Gate: (South)  
Tourney Total: \$475.00

Clean-Up Monday Tuesday Thursday Friday  
Total: \$700.00 \$225.00 \$225.00 \$125.00 \$125.00

Team Travel Boys Trips Girls Trips  
Deming 2 @ 50 / \$100 1 @ 50 / \$50  
Pendleton 1 @ 46 / \$46 1 @ 46 / \$46  
Nicholas 1 @ 40 / \$40 2 @ 40 / \$80  
Total: \$362.00

Trainer: Monday Tuesday Thursday Friday  
Total \$100.00 Dr. Brian Mulberry

Hospitality: Monday Tuesday Thursday Friday  
Total: \$200.00

Bookkeeper: \$80.00 - (\$20.00) per night

Miscellaneous: District Meeting Food Tray / Phone calls / Passes printed / etc. \$100.00  
aggies Basketballs: Total: \$70.00  
scorebooks \$10 nets \$30  
Kens

Total: \$210.00

Grand Total:

School	Share	Host / Share	Travel	Tickets Charged @ Gate	Net Share
Deming	\$2,506.24		\$150.00		\$2,656.24
Harrison	\$2,506.24	\$500.00	\$0.00		\$3,006.24
Nicholas	\$2,506.24		\$120.00		\$2,626.24
Pendleton	\$2,506.24		\$92.00		\$2,598.24

Allowance- Host - \$500.00 Harrison Co.



**KHSAA District Basketball Tournament Financial Report**  
 (return one copy to KHSAA by published deadlines. File separate reports if Girls and Boys  
 Tournaments are held separately)

KHSAA Form BK105  
Rev 01/06

District # 39 Boys  Girls  Combined  Held at Mason County HS Dates 2-26,27, 3-1

Part A	REVENUE ITEMS	Price(s)	Receipts	Totals
	Ticket Sales	\$ 5.00	\$13,400.00	
	Broadcasting			
	Sponsorship			
	<b>TOTAL REVENUE (1)</b>			<b>\$ 13,400.00</b>
Part B	EXPENSE ITEMS		Expenses	
	Game Officials		\$ 990.00	
	Trophies		\$ 129.06	
	Travel for Participating Teams		\$ 176.00	
	Other Itemized Expenses approved by majority vote of schools in tournament (provide separate listing or list on back of this form)		\$ 1019.98	
	<b>TOTAL EXPENSES (2)</b>			<b>\$ 2315.04</b>
Part C	Net Profit (Part A (1) minus Part B (2) total)			<b>\$ 11,084.96</b>
Part D	Allowance to Host School - Maximum 15% for rental and incidental expenses unless otherwise approved by majority vote			\$ 1800.00
Part E	Profit Subject to Division by Schools (Part C minus Part D)			<b>\$ 9284.96</b>

**LIST BELOW INDIVIDUAL AMOUNTS FOR DISTRICT TOURNAMENT NET PROFITS FROM PART E ABOVE, NOT INCLUDING TRAVEL EXPENSES**

School	Amount	School	Amount
Augusta HS	\$ 2321.24		
Bracken Co. HS	\$ 2321.24		
Mason Co. HS	\$ 2321.24		
St. Patrick HS	\$ 2321.24		

**PAID ATTENDANCE BY SESSIONS (Tickets Sold NOT money received)**


BOYS		GIRLS		COMBINED	
Session	Paid	Session	Paid	Session	Paid
1				1	584
2				2	934
3				3	1162
4					
5					
6					
7					
Total		Total		Total	2680

**\*\* NOTE \*\* IF ANY OTHER PLAN FOR THE DIVISION OF TOURNAMENT RECEIPTS IS USED, A MAJORITY VOTE OF THE PARTICIPATING SCHOOLS MUST BE OBTAINED, DOCUMENTED, AND SENT TO THE KHSAA.**

Fred Hester *Fred Hester*  
 MANAGER 3-2-07


Mason County HS  
 SCHOOL

606-564-3393  
 DAYTIME PHONE



## Mason County Athletics

1320 US 68  
Maysville, KY 41056  
(606) 564-3393  
(606) 564-5380 (F)



---

Officials Mileage	320.40
Scorer	60.00
Timer	60.00
Announcer	60.00
Trainer	60.00
Tournament Manager	300.00
Tickets	127.58
Scorebooks/Nets	32.00

---

\$1019.98


## Royals Athletics


*Mason County Schools do not discriminate on the basis of sex in admission to or employment in the education programs or activities it operates. Any recipients concerned with the application of Title IX and its implemented regulations should contact Title IX coordinator, Kelly E. Middleton who is located at the Mason County Board of Education Office. The phone number is (606) 564-5563.*

**2007 40TH DISTRICT BOYS BASKETBALL TOURNAMENT  
GEORGE ROGERS CLARK HIGH SCHOOL**

<b>GATE RECEIPTS</b>	<b>DATE</b>	<b>NUMBER TICKETS SOLD</b>	<b>COST OF TICKET</b>	<b>AMOUNT COLLECTED</b>
	2/27/2007	818	\$6.00	\$4,908.00
	3/2/2007	1499	\$5.00	\$7,495.00
<b>TOTAL RECEIPTS</b>				<b>\$12,403.00</b>
<b>EXPENSES</b>				
CLOCK KEEPER				\$45.00
CUSTODIANS				\$514.25
PA ANNOUNCER				\$45.00
REFEREE MILEAGE				\$88.00
REFEREES				\$495.00
SCORE KEEPER				\$45.00
SECURITY				\$1,000.00
TOURNAMENT MANAGER				\$200.00
TRAINER				\$75.00
TROPHIES				\$64.53
<b>TOTAL EXPENSES</b>				<b>\$2,571.78</b>
<b>NET AFTER EXPENSES</b>				<b>\$9,831.22</b>
<b>SCHOOL SHARE IN REGIONAL</b>				
BOURBON COUNTY				\$2,457.81
CLARK COUNTY				\$2,457.79
MONTGOMERY COUNTY				\$2,457.81
PARIS				\$2,457.81
Total				<b>\$9,831.22</b>

Respectfully submitted,

  
**Jackie McCloud,**  
 Athletic Director

  
**Gordon Parido,**  
 GRC Principal



**KHSAA District Basketball Tournament Financial Report**  
 (return one copy to KHSAA by published deadlines. File separate reports if Girls and Boys  
 Tournaments are held separately)

KHSAA Form BK105  
Rev 01/06

District # 40 Boys  Girls  Combined  Held at Bourbon Co. HS Dates 2/26 + 3/1

Part A	REVENUE ITEMS	Price(s)	Receipts	Totals
	Ticket Sales		4031.-	
	Broadcasting			
	Sponsorship			
	TOTAL REVENUE (1)			4031.-
Part B	EXPENSE ITEMS		Expenses	
	Game Officials <u>495.- + 82.80 =</u>		577.80	
	Trophies		64.53	
	Travel for Participating Teams			
	Other Itemized Expenses approved by majority vote of schools in tournament (provide separate listing or list on back of this form)		see attached	
TOTAL EXPENSES (2)			2317.33	
Part C	Net Profit (Part A (1) minus Part B (2) total)			1714.00
Part D	Allowance to Host School - Maximum 15% for rental and incidental expenses unless otherwise approved by majority vote		/	
Part E	Profit Subject to Division by Schools (Part C minus Part D)			1714.00

**LIST BELOW INDIVIDUAL AMOUNTS FOR DISTRICT TOURNAMENT NET PROFITS FROM PART E ABOVE, NOT INCLUDING TRAVEL EXPENSES**

School	Amount	School	Amount
Bourbon Co.	428.50		
Clark Co.	428.50		
Madison Co.	428.50		
Pain	428.50		

**PAID ATTENDANCE BY SESSIONS (Tickets Sold NOT money received)**

BOYS		GIRLS		COMBINED	
Session	Paid	Session	Paid	Session	Paid
1		1	436		
2		1	236		
3					
4					
5					
6					
7			672		
Total		Total	<del>512</del>	Total	

**\*\* NOTE \*\* IF ANY OTHER PLAN FOR THE DIVISION OF TOURNAMENT RECEIPTS IS USED, A MAJORITY VOTE OF THE PARTICIPATING SCHOOLS MUST BE OBTAINED, DOCUMENTED, AND SENT TO THE KHSAA.**

Kathy [Signature]  
MANAGER

Bourbon County  
SCHOOL

987-2185  
DAYTIME PHONE



**DISTRICT GIRLS 40  
FINANCIAL REPORT**

**2007**

**Bourbon County High School**

**Expenses**

Trophy	\$ 64.53
Referees	495.00
Referees Mileage	82.80
Hospitality	150.00
Tournament Manager	200.00
Announcer	45.00
Scorekeeper	45.00
Clock keeper	45.00
Security	200.00
Nets	8.40
Custodial	150.00

---

**\$2317.33**


**Receipts**

February 26	\$2616.00
March 1	1415.00

---

**\$4031.00**

**\$4031.00 - \$2317.00 = \$1714.00 - 4 = \$428.50 each share**





**KHSAA District Basketball Tournament Financial Report**  
 (return one copy to KHSAA by published deadlines. File separate reports if Girls and Boys  
 Tournaments are held separately)

KHSAA Form BK105  
Rev 01/06

District # 41 Boys      Girls      Combined X Held at Woodford County H.S. Dates 2-27/3-2-07

Part A	REVENUE ITEMS	Price(s)	Receipts	Totals
	Ticket Sales	5.00	9840.00	
	Broadcasting		300.00	
	Sponsorship		2000.00	
	<b>TOTAL REVENUE (1)</b>			<b>12,140.00</b>
Part B	EXPENSE ITEMS		Expenses	
	Game Officials		1107.00	
	Trophies		538.06	
	Travel for Participating Teams		0	
	Other Itemized Expenses approved by majority vote of schools in tournament (provide separate listing or list on back of this form)		2204.58	
	<b>TOTAL EXPENSES (2)</b>			<b>3849.64</b>
Part C	Net Profit (Part A (1) minus Part B (2) total)			8290.36
Part D	Allowance to Host School - Maximum 15% for rental and incidental expenses unless otherwise approved by majority vote		0	
Part E	Profit Subject to Division by Schools (Part C minus Part D)			8290.36

**LIST BELOW INDIVIDUAL AMOUNTS FOR DISTRICT TOURNAMENT NET PROFITS FROM PART E ABOVE, NOT INCLUDING TRAVEL EXPENSES**

School	Amount	School	Amount
Frankfort High School	2072.59		
Franklin County High School	2072.59		
Western Hills High School	2072.59		
Woodford County High School	2072.59		

**PAID ATTENDANCE BY SESSIONS (Tickets Sold NOT money received)**

BOYS		GIRLS		COMBINED	
Session	Paid	Session	Paid	Session	Paid
1				1	532
2				2	534
3				3	902
4					
5					
6					
7					
Total		Total		Total	1968

**\*\* NOTE \*\* IF ANY OTHER PLAN FOR THE DIVISION OF TOURNAMENT RECEIPTS IS USED, A MAJORITY VOTE OF THE PARTICIPATING SCHOOLS MUST BE OBTAINED, DOCUMENTED, AND SENT TO THE KHSAA.**

Bob Gibson *BG*  
MANAGER

Woodford County High School  
SCHOOL

859-873-5434 ext 225  
DAYTIME PHONE

Itemized Expense List

- 1. Game Day Workers - \$1219.58
- 2. KAPOs Judges - \$310.00
- 3. District Towels - \$300.00
- 4. District Meeting Meal - \$375.00



**KHSAA District Basketball Tournament Financial Report**  
 (return one copy to KHSAA by published deadlines. File separate reports if Girls and Boys  
 Tournaments are held separately)

KHSAA Form BK105  
Rev 01/06

District # 42 Boys \_\_\_\_\_ Girls \_\_\_\_\_ Combined  Held at Scott County High School Dates 2-27,2-28 & 3-1-07

Part A	REVENUE ITEMS	Price(s)	Receipts	Totals
	Ticket Sales	\$5.00	\$15,910.00	
	Program and Raffle sales		471.00	
	Sponsorship		5,550.00	
	<b>TOTAL REVENUE (1)</b>			<b>\$21,930.00</b>
Part B	EXPENSE ITEMS		Expenses	
	Game Officials		\$1,080.00	
	Trophies		126.16	
	Travel for Participating Teams		none	
	Other Itemized Expenses approved by majority vote of schools in tournament (provide separate listing or list on back of this form)		\$1,802.33	
	<b>TOTAL EXPENSES (2)</b>			<b>\$3,008.49</b>
Part C	Net Profit (Part A (1) minus Part B (2) total)			<b>\$18,921.51</b>
Part D	Allowance to Host School - Maximum 15% for rental and incidental expenses unless otherwise approved by majority vote		\$2,838.23	
Part E	Profit Subject to Division by Schools (Part C minus Part D)			<b>\$16,083.28</b>

**LIST BELOW INDIVIDUAL AMOUNTS FOR DISTRICT TOURNAMENT NET PROFITS FROM PART E ABOVE, NOT INCLUDING TRAVEL EXPENSES**

School	Amount	School	Amount
Bryan Station High School	\$4,020.82		
Henry Clay High School	\$4,020.82		
Sayre School	\$4,020.82		
Scott County High School	\$4,020.82		

**PAID ATTENDANCE BY SESSIONS (Tickets Sold NOT money received)**

BOYS		GIRLS		COMBINED	
Session	Paid	Session	Paid	Session	Paid
1				1	1080
2				2	298
3				3	1804
4					
5					
6					
7					
Total		Total		Total	3182

**\*\* NOTE \*\* IF ANY OTHER PLAN FOR THE DIVISION OF TOURNAMENT RECEIPTS IS USED, A MAJORITY VOTE OF THE PARTICIPATING SCHOOLS MUST BE OBTAINED, DOCUMENTED, AND SENT TO THE KHSAA.**

Sandy Devista  
MANAGER

Scott County  
SCHOOL

859-983-7356  
DAYTIME PHONE

42<sup>nd</sup> District Tournament  
Boy's & Girl's Basketball  
@ Scott County High School  
February 27 – March 2, 2007

**Itemized expenses (approved by majority vote)**

1. All tournament trophies (14 @ \$25 per)	\$350.00
2. Security	277.33
3. Announcer & Timer	100.00
4. Video services	400.00
5. WL Stats	450.00
6. Banner	225.00
	<hr/>
	<b>Total</b>
	<b>\$1,802.33</b>

**Host incidental expenses ( maximum 15% of net profit)**

1. Signs	\$219.76
2. Badges	28.44
3. Gate workers	210.00
4. Program printing	1,278.00
5. Hospitality room	979.63
6. Advertising	122.40
7. Domino's Pizza (125)	donated
8. Long John Silver's meals (50)	donated
9. Dairy Queen meals (50)	donated
10. Coca Cola (75 cases)	donated
	<hr/>
	<b>Total</b>
	<b>\$2,838.23</b>



**KHSAA District Basketball Tournament Financial Report**  
 (return one copy to KHSAA by published deadlines. File separate reports if Girls and Boys  
 Tournaments are held separately)

KHSAA Form BK105  
Rev 01/06

District # 43    Boys    Girls    Combined     Held at Lexington Catholic H S    Dates Feb 26-Mar 2

Part A	REVENUE ITEMS	Price(s)	Receipts	Totals
	Ticket Sales	\$5.00	\$15,790	
	Broadcasting		NA	
	Sponsorship		NA	
	<b>TOTAL REVENUE (1)</b>			<b>\$15,790.00</b>
Part B	EXPENSE ITEMS		Expenses	
	Game Officials		\$1772.40	
	Trophies		\$126.16	
	Travel for Participating Teams		NA	
	Other Itemized Expenses approved by majority vote of schools in tournament (provide separate listing or list on back of this form)		\$4809.00	
	<b>TOTAL EXPENSES (2)</b>			<b>\$6707.56</b>
Part C	Net Profit (Part A (1) minus Part B (2) total)			<b>\$9082.44</b>
Part D	Allowance to Host School - Maximum 15% for rental and incidental expenses unless otherwise approved by majority vote		NA	
Part E	Profit Subject to Division by Schools (Part C minus Part D)			<b>\$9802.44</b>

**LIST BELOW INDIVIDUAL AMOUNTS FOR DISTRICT TOURNAMENT NET PROFITS FROM PART E ABOVE, NOT INCLUDING TRAVEL EXPENSES**

School	Amount	School	Amount
Lexington Catholic	\$3027.48	Tates Creek	\$1513.74
Lafayette	\$1513.74		
Paul Dunbar	\$1513.74		
Lexington Christian Academy	\$1513.74		

**PAID ATTENDANCE BY SESSIONS (Tickets Sold NOT money received)**

BOYS		GIRLS		COMBINED	
Session	Paid	Session	Paid	Session	Paid
1				Monday	393
2				Tuesday	823
3				Wednesday	365
4				Friday	1577
5					
6					
7					
Total		Total		Total	3158

**\*\* NOTE \*\* IF ANY OTHER PLAN FOR THE DIVISION OF TOURNAMENT RECEIPTS IS USED, A MAJORITY VOTE OF THE PARTICIPATING SCHOOLS MUST BE OBTAINED, DOCUMENTED, AND SENT TO THE KHSAA.**

*Andy Listerman*  
 Andy Listerman  
 MANAGER

*Lexington Catholic*  
 SCHOOL

277-7183 x 233  
 DAYTIME PHONE

## 43<sup>rd</sup> District Tournament Expense Report

Stats:	\$600.00
Clean-Up/Maintenance:	\$730.00
All Tournament Trophies:	\$264.00
Trainer:	\$300.00
Security/Gateworkers:	\$600.00
Police Security:	\$930.00
Balls:	\$150.00
Hospitality Room:	\$500.00
Passes:	\$35.00
Announcer:	\$200.00
Clock:	\$200.00
Tournament Director:	<u>\$300.00</u>
<b>Total</b>	<b>\$4809.00</b>

### **Other Expenses (listed on KHSAA financial form):**

Officials:	\$1,772.40
KHSAA Trophies:	<u>\$126.16</u>
<b>Total</b>	<b>\$1898.56</b>

**GRAND TOTAL EXPENSES:      \$6707.56**

KHSAA DISTRICT BASKETBALL TOURNAMENT FINANCIAL REPORT-----2007

Dist  
44

(A) REVENUE:	RECEIPTS	TOTALS
TICKET SALES:	\$15,945.00	
BROADCASTING:	\$0.00	
SPONSORSHIP:	\$0.00	
<b>TOTAL REVENUE:</b>	<b>\$15,945.00</b>	<b>\$15,945.00</b>

(B) EXPENSE ITEMS:		
GAME OFFICIALS:	\$1,223.60	
TROPHIES:	\$772.16	
ESCROW:	\$0.00	
WORKERS:	\$1,770.00	
RENTAL:	\$900.00	
HOSPITALITY:	\$800.00	
<b>TOTAL EXPENSES:</b>	<b>\$5,465.76</b>	<b>\$5,465.76</b>

(C) NET PROFIT:		\$10,479.24
-----------------	--	-------------

(D) HOST SCHOOL:		\$0.00
(MAXIMUM OF 15% UNLESS VOTED ON BY MAJORITY)		
<b>TOTAL:</b>		<b>\$0.00</b>

(E) PROFIT SUBJECT TO DIVISION BY SCHOOLS:		
1.	BEREA	\$2,619.81
2.	MADISON CENTRAL	\$2,619.81
3.	MADISON SOUTHERN	\$2,619.81
4.	MODEL	\$2,619.81
<b>TOTAL:</b>		<b>\$10,479.24</b>

PAID ATTENDANCE BY SESSIONS

	BOYS---PAID	GIRLS---PAID	COMBINED---PAID
1.			440
2.			1485
3.			1264
4.			
5.			
6.			
7.			
<b>TOTALS:</b>	<b>0</b>	<b>0</b>	<b>3189</b>



**KHSAA District Basketball Tournament Financial Report**  
 (return one copy to KHSAA by published deadlines. File separate reports if Girls and Boys  
 Tournaments are held separately)

KHSAA Form BK105  
Rev 01/06

District # 45 Boys      Girls      Combined X Held at Garrard County High Dates 2-26 to 3-2

Part A	REVENUE ITEMS	Price(s)	Receipts	Totals
	Ticket Sales	\$3, \$5	\$15,565.25	
	Broadcasting			
	Sponsorship			
	<b>TOTAL REVENUE (1)</b>			<b>\$15,565.25</b>
Part B	EXPENSE ITEMS		Expenses	
	Game Officials		\$2,442.00	
	Trophies		\$ 779.06	
	Travel for Participating Teams			
	Other Itemized Expenses approved by majority vote of schools in tournament (provide separate listing or list on back of this form)		\$3,267.25	
	<b>TOTAL EXPENSES (2)</b>			<b>\$6,488.31</b>
Part C	Net Profit (Part A (1) minus Part B (2) total)			<b>\$9,076.94</b>
Part D	Allowance to Host School - Maximum 15% for rental and incidental expenses unless otherwise approved by majority vote			
Part E	Profit Subject to Division by Schools (Part C minus Part D)			<b>\$9,076.94</b>

**LIST BELOW INDIVIDUAL AMOUNTS FOR DISTRICT TOURNAMENT NET PROFITS FROM PART E ABOVE, NOT INCLUDING TRAVEL EXPENSES**

School	Amount	School	Amount
Boyle County High School	\$1,815.39	Lincoln County High School	\$1,815.38
Danville High School	\$1,815.39		
Garrard County High School	\$1,815.39		
Kentucky School for the Deaf	\$1,815.39		

**PAID ATTENDANCE BY SESSIONS (Tickets Sold NOT money received)**

BOYS		GIRLS		COMBINED	
Session	Paid	Session	Paid	Session	Paid
1	30	8	504		
2	48	9	351		
3	25	10	1162		
4	100				
5	29				
6	222				
7	734				
Total	1188	Total	2017	Total	

**\*\* NOTE \*\* IF ANY OTHER PLAN FOR THE DIVISION OF TOURNAMENT RECEIPTS IS USED, A MAJORITY VOTE OF THE PARTICIPATING SCHOOLS MUST BE OBTAINED, DOCUMENTED, AND SENT TO THE KHSAA.**

Jim Freeman  
MANAGER

Garrard County High School  
SCHOOL

(859) 792-2146  
DAYTIME PHONE





**KHSAA District Basketball Tournament Financial Report**  
 (return one copy to KHSAA by published deadlines, File separate reports if Girls and Boys  
 Tournaments are held separately)

KHSAA Form BK105  
Rev 01/05

District # 46 Boys \_\_\_\_\_ Girls \_\_\_\_\_ Combined x Held at East Jessamine High School Dates 2/26-3/2, 2007

Part A	REVENUE ITEMS	Price(s)	Receipts	Totals
	Ticket Sales	\$5.00	\$9810.00	
	Broadcasting			
	Sponsorship		\$150.00	
	<b>TOTAL REVENUE (1)</b>			<b>\$9960.00</b>
Part B	EXPENSE ITEMS		Expenses	
	Game Officials		\$1125.00	
	Trophies		\$354.36	
	Travel for Participating Teams			
	Other Itemized Expenses approved by majority vote of schools in tournament (provide separate listing or list on back of this form)		\$2135.00	
	<b>TOTAL EXPENSES (2)</b>			<b>\$3614.36</b>
Part C	Net Profit (Part A (1) minus Part B (2) total)			<b>\$6345.64</b>
Part D	Allowance to Host School - Maximum 15% for rental and incidental expenses unless otherwise approved by majority vote		\$951.85	
Part E	Profit Subject to Division by Schools (Part C minus Part D)			<b>\$5393.79</b>

**LIST BELOW INDIVIDUAL AMOUNTS FOR DISTRICT TOURNAMENT NET PROFITS FROM PART E ABOVE, NOT INCLUDING TRAVEL EXPENSES**

School	Amount	School	Amount
Burgin (1.5 shares)	\$1797.93	Mercer County	\$1198.62
East Jessamine	\$1198.62	West Jessamine	\$1198.62

**PAID ATTENDANCE BY SESSIONS (Tickets Sold NOT money received)**

BOYS		GIRLS		COMBINED	
Session	Paid	Session	Paid	Session	Paid
1	563	1	332		
2	861	2	205		
3					
4					
5					
6					
7					
Total	1424	Total	537	Total	

**\*\* NOTE \*\* IF ANY OTHER PLAN FOR THE DIVISION OF TOURNAMENT RECEIPTS IS USED, A MAJORITY VOTE OF THE PARTICIPATING SCHOOLS MUST BE OBTAINED, DOCUMENTED, AND SENT TO THE KHSAA.**

Wes Scarberry  
MANAGER

East Jessamine High School  
SCHOOL

859-885-7240  
DAYTIME PHONE

**46<sup>th</sup> District Tournament  
Other Itemized Expenses**

<b>Tournament Manager</b>		<b>\$150</b>
<b>Tournament Trainer</b>		<b>\$150</b>
<b>Gate Workers</b>	<b>11 x \$25</b>	<b>\$275</b>
<b>PA</b>	<b>6 x \$10</b>	<b>\$60</b>
<b>Clock Operator</b>	<b>6 x \$10</b>	<b>\$60</b>
<b>Book</b>	<b>6 x \$10</b>	<b>\$60</b>
<b>Post Game Pizza</b>	<b>96 x \$5</b>	<b>\$480</b>
<b>Security</b>	<b>12 x \$75</b>	<b>\$900</b>
<b>Total Other Expenses</b>		<b>\$2135</b>



**KHSAA District Basketball Tournament Financial Report**  
 (return one copy to KHSAA by published deadlines. File separate reports if Girls and Boys  
 Tournaments are held separately)

KHSAA Form BK105  
Rev 01/06

District # 47 Boys  Girls  Combined  Held at Pulaski Co High School Dates 2/26-3/2

Part A	REVENUE ITEMS	Price(s)	Receipts	Totals
	Ticket Sales	\$5.00	\$19230.50	
	Broadcasting			
	Sponsorship			
	<b>TOTAL REVENUE (1)</b>			<b>\$19230.50</b>
Part B	EXPENSE ITEMS		Expenses	
	Game Officials		\$1152.00	
	Trophies		\$909.06	
	Travel for Participating Teams			
	Other Itemized Expenses approved by majority vote of schools in tournament (provide separate listing or list on back of this form)		\$4996.17	
	<b>TOTAL EXPENSES (2)</b>			<b>\$7057.23</b>
Part C	Net Profit (Part A (1) minus Part B (2) total)			<b>\$12173.27</b>
Part D	Allowance to Host School - Maximum 15% for rental and incidental expenses unless otherwise approved by majority vote		\$ .00	
Part E	Profit Subject to Division by Schools (Part C minus Part D)			<b>\$ .00</b>

**LIST BELOW INDIVIDUAL AMOUNTS FOR DISTRICT TOURNAMENT NET PROFITS FROM PART E ABOVE, NOT INCLUDING TRAVEL EXPENSES**

School	Amount	School	Amount
Somerset	\$ .00		
Casey Co	\$ .00		
Rockcastle Co	\$ .00		
Pulaski Co	\$12,173.27		

**PAID ATTENDANCE BY SESSIONS (Tickets Sold NOT money received)**

BOYS			GIRLS			COMBINED		
Session	Paid		Session	Paid		Session	Paid	
1			1	\$3605.25				
2	\$2665.00							
3	\$2695.00							
4			4	\$2145.00				
5	\$6920.25							
6			Band	\$1200.00				
7								
Total	\$12280.25		Total	\$6950.25		Total		

**\*\* NOTE \*\* IF ANY OTHER PLAN FOR THE DIVISION OF TOURNAMENT RECEIPTS IS USED, A MAJORITY VOTE OF THE PARTICIPATING SCHOOLS MUST BE OBTAINED, DOCUMENTED, AND SENT TO THE KHSAA.**

Gibb Wil Pulaski Co 606-674-1574  
 MANAGER SCHOOL DAYTIME PHONE

Tournament is rotated between schools and host schools keep all proceeds.



**KHSAA District Basketball Tournament Financial Report**  
 (return one copy to KHSAA by published deadlines. File separate reports if Girls and Boys Tournaments are held separately)

KHSAA Form BK105  
 Rev 01/08

District # 48TH Boys X Girls \_\_\_\_\_ Combined \_\_\_\_\_ Held at WAYNE CO. HIGH SCHOOL Dates Feb. 28, March 1, 3

Part A	REVENUE ITEMS	Price(s)	Receipts	Totals
	Ticket Sales	\$5.00	\$ 9441.00	
	Broadcasting			
	Sponsorship			
	<b>TOTAL REVENUE (1)</b>			<b>\$9441.00</b>
Part B	EXPENSE ITEMS		Expenses	
	Game Officials		\$636.00	
	Trophies		350.53	
	Travel for Participating Teams		0	
	Other Itemized Expenses approved by majority vote of schools in tournament (provide separate listing or list on back of this form)		1085.00	
	<b>TOTAL EXPENSES (2)</b>			<b>2071.53</b>
Part C	Net Profit (Part A (1) minus Part B (2) total)			<b>7369.47</b>
Part D	Allowance to Host School - Maximum 15% for rental and incidental expenses unless otherwise approved by majority vote		<b>7369.47</b>	
Part E	Profit Subject to Division by Schools (Part C minus Part D)			<b>0</b>

**LIST BELOW INDIVIDUAL AMOUNTS FOR DISTRICT TOURNAMENT NET PROFITS FROM PART E ABOVE, NOT INCLUDING TRAVEL EXPENSES**

School	Amount	School	Amount

**PAID ATTENDANCE BY SESSIONS (Tickets Sold NOT money received)**

BOYS		GIRLS		COMBINED	
Session	Paid	Session	Paid	Session	Paid
1	396				
2	721				
3	771				
4					
5					
6					
7					
Total	1888	Total		Total	

**\*\* NOTE \*\* IF ANY OTHER PLAN FOR THE DIVISION OF TOURNAMENT RECEIPTS IS USED, A MAJORITY VOTE OF THE PARTICIPATING SCHOOLS MUST BE OBTAINED, DOCUMENTED, AND SENT TO THE KHSAA.**

*Joe M. Heavey*  
 MANAGER

WAYNE COUNTY HIGH SCHOOL  
 SCHOOL

(606) 348-5575  
 DAYTIME PHONE

Other Expenses

Security .....	\$300.00
Meals for Tourn. Meeting.....	45.00
Gate Workers, other workers....	540.00
Tournament Manager.....	200.00
	<hr/>
	\$1085.00



**KHSAA District Basketball Tournament Financial Report**  
 (return one copy to KHSAA by published deadlines File separate reports if Girls and Boys  
 Tournaments are held separately)

KHSAA Form BK105  
 Rev 01/06

District # 48 Boys  Girls  Combined  Held at WAYNE CO. HIGH SCHOOL Dates Feb. 26, 27, March 2

Part	Description	Price(s)	Receipts	Totals
Part A	REVENUE ITEMS			
	Ticket Sales	\$5.00	\$6670.00	
	Broadcasting			
	Sponsorship			\$6670.00
	TOTAL REVENUE (1)			\$6670.00
Part B	EXPENSE ITEMS		Expenses	
	Game Officials		\$630.00	
	Trophies		350.53	
	Travel for Participating Teams		0	
	Other Itemized Expenses approved by majority vote of schools in tournament (provide separate listing or list on back of this form)		875.00	
TOTAL EXPENSES (2)			1855.53	
Part C	Net Profit (Part A (1) minus Part B (2) total)			\$4814.47
Part D	Allowance to Host School - Maximum 15% for rental and incidental expenses unless otherwise approved by majority vote		4814.47	
Part E	Profit Subject to Division by Schools (Part C minus Part D)			0

**LIST BELOW INDIVIDUAL AMOUNTS FOR DISTRICT TOURNAMENT NET PROFITS FROM PART E ABOVE, NOT INCLUDING TRAVEL EXPENSES**

School	Amount	School	Amount

**PAID ATTENDANCE BY SESSIONS (Tickets Sold NOT money received)**

BOYS		GIRLS		COMBINED	
Session	Paid	Session	Paid	Session	Paid
1			287		
2			390		
3			657		
4					
5					
6					
7					
Total		Total=	1324	Total	

**\*\* NOTE \*\* IF ANY OTHER PLAN FOR THE DIVISION OF TOURNAMENT RECEIPTS IS USED, A MAJORITY VOTE OF THE PARTICIPATING SCHOOLS MUST BE OBTAINED, DOCUMENTED, AND SENT TO THE KHSAA.**

*[Signature]*  
 MANAGER

WAYNE COUNTY HIGH SCHOOL  
 SCHOOL

(606)348-5575  
 DAYTIME PHONE

OTHER EXPENSES

Security .....	\$180.00
Tourn. Meeting Meals ....	45.00
Gate Workers,oth: workers..	450.00
Tournament Manager.....	200.00
Total:	<u>\$875.00</u>



**KHSAA District Basketball Tournament Financial Report**  
 (return one copy to KHSAA by published deadlines. File separate reports if Girls and Boys  
 Tournaments are held separately)

KHSAA Form BK105  
Rev 01/06

District # 49 Boys      Girls      Combined X Held at Clay County High School Dates 2/28-3/3

Part A	REVENUE ITEMS	Price(s)	Receipts	Totals
	Ticket Sales	\$5.00	18,127.00	
	Reserved Seat Sales 165 @ \$35.00 per seat		5,775.00	
	Sponsorship			
	<b>TOTAL REVENUE (1)</b>			<b>\$ 23,902.00</b>
Part B	EXPENSE ITEMS		Expenses	
	Game Officials		\$1,740.00	
	Trophies		\$1,324.00	
	Travel for Participating Teams		\$ 0.00	
	Other Itemized Expenses approved by majority vote of schools in tournament (provide separate listing or list on back of this form) – see attached sheet.		\$8,729.48	
	<b>TOTAL EXPENSES (2)</b>			<b>\$11,793.48</b>
Part C	Net Profit (Part A (1) minus Part B (2) total)			\$12,108.52
Part D	Allowance to Red Bird Mission School		\$5,000.00	
Part E	Profit Subject to Division by Schools (Part C minus Part D)			\$7,108.52

**LIST BELOW INDIVIDUAL AMOUNTS FOR DISTRICT TOURNAMENT NET PROFITS FROM PART E ABOVE, NOT INCLUDING TRAVEL EXPENSES**

School	Amount	School	Amount

**PAID ATTENDANCE BY SESSIONS (Tickets Sold NOT money received)**

BOYS			GIRLS			COMBINED	
Session	Paid		Session	Paid		Session	Paid
1						1	682
2						2	714
3						3	677
4						4	539
5						5	988
6							
7							
Total			Total			Total	3,600

**\*\* NOTE \*\* IF ANY OTHER PLAN FOR THE DIVISION OF TOURNAMENT RECEIPTS IS USED, A MAJORITY VOTE OF THE PARTICIPATING SCHOOLS MUST BE OBTAINED, DOCUMENTED, AND SENT TO THE KHSAA.**

JoAnne Gregory  
MANAGER

Clay County High School  
SCHOOL

(606) 596-1034  
DAYTIME PHONE





**KHSAA District Basketball Tournament Financial Report**  
 (return one copy to KHSAA by published deadlines. File separate reports if Girls and Boys  
 Tournaments are held separately)

KHSAA Form BK105  
Rev 01/06

3-1+2  
2-26+27

District # 50 Boys      Girls      Combined  Held at South Laurel Dates 2-26+27

Part A	REVENUE ITEMS	Price(s)	Receipts	Totals
	Ticket Sales	5.00	22,132.00	
	Broadcasting		0	
	Sponsorship		0	
	TOTAL REVENUE (1)			22,132.00
Part B	EXPENSE ITEMS		Expenses	
	Game Officials		1080.00	
	Trophies		129.06	
	Travel for Participating Teams		0	
	Other Itemized Expenses approved by majority vote of schools in tournament (provide separate listing or list on back of this form)		3502.00	
	TOTAL EXPENSES (2)			4711.06
Part C	Net Profit (Part A (1) minus Part B (2) total)			17420.94
Part D	Allowance to Host School - Maximum 15% for rental and incidental expenses unless otherwise approved by majority vote		17,420.94	
Part E	Profit Subject to Division by Schools (Part C minus Part D)			0

**LIST BELOW INDIVIDUAL AMOUNTS FOR DISTRICT TOURNAMENT NET PROFITS FROM PART E ABOVE, NOT INCLUDING TRAVEL EXPENSES**

School	Amount	School	Amount

**PAID ATTENDANCE BY SESSIONS (Tickets Sold NOT money received)**

BOYS		GIRLS		COMBINED	
Session	Paid	Session	Paid	Session	Paid
1					647
2					1272
3					761
4					1746
5					
6					
7					
Total		Total		Total	4426

**\*\* NOTE \*\* IF ANY OTHER PLAN FOR THE DIVISION OF TOURNAMENT RECEIPTS IS USED, A MAJORITY VOTE OF THE PARTICIPATING SCHOOLS MUST BE OBTAINED, DOCUMENTED, AND SENT TO THE KHSAA.**

G.S. Smith  
MANAGER

South Laurel  
SCHOOL

606-862-4727  
DAYTIME PHONE

2007  
50th District Basketball  
Tournament  
Boys & Girls  
Expenses

Hospitality Room -	972.00
Game Tickets -	500.00
Parking -	750.00
Security -	300.00
Gate workers -	300.00
Individual Trophies -	640.00
Nets & Scorebook -	40.00
	<hr/>
Total	3502.00

Athletic Director  
South Laurel High  
G. J. Smith  
G. J. Smith



**KHSAA District Basketball Tournament Financial Report**  
 (return one copy to KHSAA by published deadlines. File separate reports if Girls and Boys Tournaments are held separately)

KHSAA Form BK105  
 Rev 01/06

District # 51 Boys      Girls      Combined  Held at Knox Central Dates 2-26 thru 3-2-2007

Part A	REVENUE ITEMS	Price(s)	Receipts	Totals
	Ticket Sales <u>Rev. at 30 Set Gen Adm. 4.00</u>		<u>22,672</u>	
	Broadcasting			
	Sponsorship			
	<b>TOTAL REVENUE (1)</b>			<u>22,672.00</u>
Part B	EXPENSE ITEMS		Expenses	
	Game Officials		<u>1030.00</u>	
	Trophies		<u>604.06</u>	
	Travel for Participating Teams			
	Other Itemized Expenses approved by majority vote of schools in tournament (provide separate listing or list on back of this form)			
	<b>TOTAL EXPENSES (2)</b>			
Part C	<b>Net Profit (Part A (1) minus Part B (2) total)</b>			
Part D	Allowance to Host School - Maximum 15% for rental and incidental expenses unless otherwise approved by majority vote			
Part E	<b>Profit Subject to Division by Schools (Part C minus Part D)</b>			

**LIST BELOW INDIVIDUAL AMOUNTS FOR DISTRICT TOURNAMENT NET PROFITS FROM PART E ABOVE, NOT INCLUDING TRAVEL EXPENSES**

School	Amount	School	Amount

**PAID ATTENDANCE BY SESSIONS (Tickets Sold NOT money received)**

BOYS		GIRLS		COMBINED	
Session	Paid	Session	Paid	Session	Paid
1	<u>440</u>	1	<u>445</u>	1	<u>885</u>
2	<u>1186</u>	2	<u>375</u>	2	<u>1561</u>
3	<u>924</u>			3	<u>924</u>
4					
5					
6					
7					
Total	<u>2550</u>	Total	<u>820</u>	Total	<u>3373</u>

**\*\* NOTE \*\* IF ANY OTHER PLAN FOR THE DIVISION OF TOURNAMENT RECEIPTS IS USED, A MAJORITY VOTE OF THE PARTICIPATING SCHOOLS MUST BE OBTAINED, DOCUMENTED, AND SENT TO THE KHSAA.**

Larry West  
 MANAGER

Tom Smilgin AD

Knox Central HS  
 SCHOOL

cell 606-524-4943

606-546-9253  
 DAYTIME PHONE

**KHSAA District Basketball Tournament Financial Report**  
**Knox Central High School**  
**March 29, 2007**

Expenses		Profit
Program Books	1850.64	4319.36
Concessions	3312.50	2260.50
Reserved Tickets		9180.00
General Admission		13,492.00
Officials	1080.00	
Trophies	604.06	
T-Shirts	1499.50	1745.50
KPOS Judges	200.00	
Total	8546.70	30,997.36

Profit	30,997.36
Expenditures	<u>8,546.70</u>
Total Profit	\$22,450.66

*Tom Smith AD*

**KHSAA Dis**  
(return one copy to

**Basketball Tournament Financial Report**  
by published deadlines. File separate reports if Girls and Boys  
Tournaments are held separately)

KHSAA Form BK105  
Rev 01/00

District # 52 Boys  Girls  Combined  Held at JACHS Dates 2/26 - 2/26/07

Part A REVENUE ITEMS		Price(s)	Receipts	Totals
Ticket Sales			7,392.00	
Broadcasting			0.00	
Sponsorship			0.00	
TOTAL REVENUE (1)				7,392.00
Part B EXPENSE ITEMS		Expenses		
Game Officials			1,275.00	
Trophies			119.53	
Travel for Participating Teams			N/A	
Other Itemized Expenses approved by majority vote of schools in tournament (provide back of this form)				
TOTAL EXPENSES (2)				1,394.53
Part C Net Profit (Part A (1) minus Part B total)		3,997.47		
Part D Allowance to Host School - Max. incidental expenses unless otherwise approved by majority vote		15% for rental and approved by majority vote N/A		
Part E Profit Subject to Division by Schools (Part C minus Part D)		3,997.47		

**LIST BELOW INDIVIDUAL AMOUNTS FOR DISTRICT TOURNAMENT NET PROFITS FROM PART E ABOVE INCLUDING TRAVEL EXPENSES**

School	Amount	School	Amount

PAID ATTENDANCE BY SESSION				Tickets Sold NOT money received)			
BOYS		GIRLS		GIRLS		COMBINED	
Session	Paid	Session	Paid	Session	Paid	Session	Paid
Total		Total		Total		Total	

**\* NOTE \* IF ANY OTHER PLAN IS USED, A MAJORITY VOTE OF THE PARTICIPATING SCHOOLS MUST BE OBTAINED, DOCUMENTED, AND SENT TO THE KHSAA.**

Trish Jones Cawood High 606-573-5029  
MANAGER SCHOOL DAYTIME PHONE

52nd District Policy - Host School keeps all proceeds!



**KHSAA District Basketball Tournament Financial Report**  
 (return one copy to KHSAA by published deadlines. File separate reports if Girls and Boys  
 Tournaments are held separately)

KHSAA Form BK105  
 Rev 01/06

District # 52 Boys  Girls  Combined  Held at Cumberland Dates 2/27, 3/1, 3/3/07

Part A	REVENUE ITEMS	Price(s)	Receipts	Totals
	Ticket Sales	5.00	9596.00	
	Broadcasting			
	Sponsorship			
	TOTAL REVENUE (1)			9596.00
Part B	EXPENSE ITEMS		Expenses	
	Game Officials		1107.00	
	Trophies		261.00	
	Travel for Participating Teams			
	Other Itemized Expenses approved by majority vote of schools in tournament (provide separate listing or list on back of this form)			
	TOTAL EXPENSES (2)			1368.00
Part C	Net Profit (Part A (1) minus Part B (2) total)			
Part D	Allowance to Host School - Maximum 15% for rental and incidental expenses unless otherwise approved by majority vote			
Part E	Profit Subject to Division by Schools (Part C minus Part D)			8223.00

**LIST BELOW INDIVIDUAL AMOUNTS FOR DISTRICT TOURNAMENT NET PROFITS FROM PART E ABOVE, NOT INCLUDING TRAVEL EXPENSES**

School	Amount	School	Amount

**PAID ATTENDANCE BY SESSIONS (Tickets Sold NOT money received)**

BOYS			GIRLS		COMBINED	
Session	Paid		Session	Paid	Session	Paid
1	661					
2	273					
3	395					
4	584					
5						
6						
7						
Total	1918		Total		Total	

**\*\* NOTE \*\* IF ANY OTHER PLAN FOR THE DIVISION OF TOURNAMENT RECEIPTS IS USED, A MAJORITY VOTE OF THE PARTICIPATING SCHOOLS MUST BE OBTAINED, DOCUMENTED, AND SENT TO THE KHSAA.**

John Bond  
 MANAGER

Cumberland H.S.  
 SCHOOL

606 589 4625  
 DAYTIME PHONE



**KHSAA District Basketball Tournament Financial Report**  
 (return one copy to KHSAA by published deadlines. File separate reports if Girls and Boys  
 Tournaments are held separately)

KHSAA Form BK106  
Rev. 1/99

District # 53 Boys  Girls  Combined  Held at Jenkins High School Dates 2/26 -3/3

Part A	REVENUE ITEMS	Price(s)	Receipts	Totals
	Ticket Sales	\$4.00	\$12,532.00	
	Broadcasting		0	
	Sponsorship		0	
	<b>TOTAL REVENUE (1)</b>			<b>\$12,532.00</b>
Part B	EXPENSE ITEMS		Expenses	
	Game Officials		\$1761.00	
	Trophies		\$1369.06	
	Travel for Participating Teams		0	
	Other Itemized Expenses approved by majority vote of schools in tournament (provide separate listing or list on back of this form)		\$1025.00 (see back)	
	<b>TOTAL EXPENSES (2)</b>			<b>\$4155.06</b>
Part C	Net Profit (Part A (1) minus Part B (2) total)			<b>\$8376.94</b>
Part D	Allowance to Host School - Maximum 15% for rental and incidental expenses unless otherwise approved by majority vote		\$1256.54	
Part E	Profit Subject to Division by Schools (Part C minus Part D)			<b>\$7120.40</b>

**LIST BELOW INDIVIDUAL AMOUNTS FOR DISTRICT TOURNAMENT NET PROFITS FROM PART E ABOVE, NOT INCLUDING TRAVEL EXPENSES**

School	Amount	School	Amount
Cordia	\$1424.08	Knott Co. Central	\$1424.08
Jenkins	\$1424.08	Letcher Co. Central	\$1424.08
June Buchanan	\$1424.08		

**PAID ATTENDANCE BY SESSIONS (Tickets Sold NOT money received)**

BOYS			GIRLS			COMBINED		
Session	Paid		Session	Paid		Session	Paid	
1						1	297	
2						2	951	
3						3	397	
4						4	523	
5						5	965	
6								
7								
Total			Total			Total	3133	

**\*\* NOTE \*\* IF ANY OTHER PLAN FOR THE DIVISION OF TOURNAMENT RECEIPTS IS USED, A MAJORITY VOTE OF THE PARTICIPATING SCHOOLS MUST BE OBTAINED, DOCUMENTED, AND SENT TO THE KHSAA.**

Jerry Bentley  
MANAGER

Jenkins High School  
SCHOOL

1-606-832-2184  
DAYTIME PHONE





**BUCKHORN HIGH SCHOOL**

54<sup>th</sup> District Tournament  
February 26- March 2, 2007  
Receipts & Expenses

**TOTAL RECEIPTS** .....\$23,005.00

**TOTAL EXPENSES**..... \$ 4,129.22

**TOTAL SHARED WITH SCHOOLS**.... \$18,875.78

\*\*\*\*\*

**EXPENSES:**

Security: \$875.00

Referees: \$1,132.20

Trophies: \$747.92

Worker Expenses: \$874.10

Clean-up/Janitorial: \$500.00

Host School - Buckhorn - 15% of total Receipts \$18,875.78 = \$2831.37

**SHARES**

Buckhorn Boys = \$2674.06

Hazard Boys = \$2674.06

PCC Boys = \$1337.03

Leslie Boys = \$1337.03

Buckhorn Girls = \$1337.03

Hazard Girls = \$1337.03

PCC Girls = \$2674.06

Leslie Girls = \$2674.06



**KHSAA District Basketball Tournament Financial Report**  
 (return one copy to KHSAA by published deadlines. File separate reports if Girls and Boys  
 Tournaments are held separately)

KHSAA Form BK105  
Rev 01/06

District # 55<sup>th</sup> Boys  Girls  Combined  Held at Wolfe Co. High School Dates 2-26 to 3-2

Part A	REVENUE ITEMS	Price(s)	Receipts	Totals
	Ticket Sales		12,602.70	
	Broadcasting			
	Sponsorship			
	TOTAL REVENUE (1)			12,602.70
Part B	EXPENSE ITEMS		Expenses	
	Game Officials		1636.00	
	Trophies		931.00	
	Travel for Participating Teams			
	Other Itemized Expenses approved by majority vote of schools in tournament (provide separate listing or list on back of this form)		865.96	
	TOTAL EXPENSES (2)			3433.02
Part C	Net Profit (Part A (1) minus Part B (2) total)			9169.68
Part D	Allowance to Host School - Maximum 15% for rental and incidental expenses unless otherwise approved by majority vote		1375.46	
Part E	Profit Subject to Division by Schools (Part C minus Part D)			7794.22

**LIST BELOW INDIVIDUAL AMOUNTS FOR DISTRICT TOURNAMENT NET PROFITS FROM PART E ABOVE, NOT INCLUDING TRAVEL EXPENSES**

School	Amount	School	Amount
Breathitt County	1,948.56		
Jackson City	1,948.56		
Riverside	1,948.56		
Wolfe County	1,948.56		

**PAID ATTENDANCE BY SESSIONS (Tickets Sold NOT money received)**

BOYS		GIRLS		COMBINED	
Session	Paid	Session	Paid	Session	Paid
1			1594.70		
2	1372.00				
3	4488.00				
4			1648.00		
5	3500.00				
6					
7					
Total	9360.00	Total	3242.70	Total	12602.70

**\*\* NOTE \*\* IF ANY OTHER PLAN FOR THE DIVISION OF TOURNAMENT RECEIPTS IS USED, A MAJORITY VOTE OF THE PARTICIPATING SCHOOLS MUST BE OBTAINED, DOCUMENTED, AND SENT TO THE KHSAA.**

*[Signature]*  
MANAGER

*[Signature]*  
SCHOOL

606-666-5164  
DAYTIME PHONE



Corrected



### KHSAA District Basketball Tournament Financial Report

(return one copy to KHSAA by published deadlines. File separate reports if Girls and Boys Tournaments are held separately)

KHSAA Form BK106  
Rev 01/06

District # 56 Boys  Girls  Combined  Held at Owsley County High Dates 2/26-3/3/2007

Part A	REVENUE ITEMS	Price(s)	Receipts	Totals
	Ticket Sales <u>Adults \$4. Students \$3.</u>		11,906.00	
	Broadcasting			
	Sponsorship			
	<b>TOTAL REVENUE (1)</b>			<b>11,906.00</b>
Part B	EXPENSE ITEMS		Expenses	
	Game Officials		1,296.00	
	Trophies		958.17	
	Travel for Participating Teams			
	Other Itemized Expenses approved by majority vote of schools in tournament (provide separate listing or list on back of this form)		2,161.66	
	<b>TOTAL EXPENSES (2)</b>			<b>4,415.83</b>
Part C	Net Profit (Part A (1) minus Part B (2) total)			<b>7,490.17</b>
Part D	Allowance to Host School - Maximum 15% for rental and incidental expenses unless otherwise approved by majority vote		1,123.52	
Part E	Profit Subject to Division by Schools (Part C minus Part D)			<b>6,366.65</b>

#### LIST BELOW INDIVIDUAL AMOUNTS FOR DISTRICT TOURNAMENT NET PROFITS FROM PART E ABOVE, NOT INCLUDING TRAVEL EXPENSES

School	Amount	School	Amount
<u>Lee County High</u>	<u>1,591.66</u>		
<u>Owsley County High</u>	<u>1,591.67</u>		
<u>Powell County High</u>	<u>1,591.66</u>		
<u>Estill County High</u>	<u>1,591.66</u>		

#### PAID ATTENDANCE BY SESSIONS (Tickets Sold NOT money received)

BOYS		GIRLS		COMBINED	
Session	Paid	Session	Paid	Session	Paid
1			1,088.00		
2	2,565.00				
3			1,367.00		
4	2,423.00				
5			1,454.00		
6	3,009.00				
7					
Total	7,997.00	Total	3,909.00	Total	11,906.00

**\*\* NOTE \*\* IF ANY OTHER PLAN FOR THE DIVISION OF TOURNAMENT RECEIPTS IS USED, A MAJORITY VOTE OF THE PARTICIPATING SCHOOLS MUST BE OBTAINED, DOCUMENTED, AND SENT TO THE KHSAA.**

Peggy Edwards  
MANAGER

Owsley County High  
SCHOOL

606 593-6363  
DAYTIME PHONE

Parking \$750.00  
Gate Workers \$360.00  
Time/Scorekeepers \$180.00  
Announcers \$90.00  
Game Balls/Nets \$130.50  
(Rawlings)  
Cheerleading Judges \$220.00  
District Meeting \$431.16  
(Natural Bridge  
State Park)

District 56 - Owsley County High  
(Back of Form BK105)



**KHSAA District Basketball Tournament Financial Report**  
 (return one copy to KHSAA by published deadlines. File separate reports if Girls and Boys  
 Tournaments are held separately)

KHSAA Form BK105  
 Rev 01/06

District # 57 Boys      Girls      Combined X Held at Paintsville High School Dates 2/26 - 3/2/07

Part A	REVENUE ITEMS	Price(s)	Receipts	Totals
	Ticket Sales	\$5.00	\$23,260.00	
	Broadcasting			
	Sponsorship		\$4,000.00	
	<b>TOTAL REVENUE (1)</b>			<b>\$27,260.00</b>
Part B	EXPENSE ITEMS		Expenses	
	Game Officials		\$1,638.00	
	Trophies		\$704.20	
	Travel for Participating Teams			
	Other Itemized Expenses approved by majority vote of schools in tournament (provide separate listing or list on back of this form)		\$2,716.00	
	<b>TOTAL EXPENSES (2)</b>			<b>\$5,058.20</b>
Part C	Net Profit (Part A (1) minus Part B (2) total)			<b>\$22,201.80</b>
Part D	Allowance to Host School - Maximum 15% for rental and incidental expenses unless otherwise approved by majority vote			\$3,330.27
Part E	Profit Subject to Division by Schools (Part C minus Part D)			<b>\$18,871.53</b>

**LIST BELOW INDIVIDUAL AMOUNTS FOR DISTRICT TOURNAMENT NET PROFITS FROM PART E ABOVE, NOT INCLUDING TRAVEL EXPENSES**

School	Amount	School	Amount
Johnson Central	\$3,774.31	Paintsville	\$3,774.29
Lawrence County	\$3,774.31	Sheldon Clark	\$3,774.31
Magoffin County	\$3,774.31		

**PAID ATTENDANCE BY SESSIONS (Tickets Sold NOT money received)**

BOYS			GIRLS			COMBINED	
Session	Paid		Session	Paid		Session	Paid
1						1	849
2						2	1328
3						3	784
4						4	759
5						5	932
6							
7							
Total			Total			Total	4652

**\*\* NOTE \*\* IF ANY OTHER PLAN FOR THE DIVISION OF TOURNAMENT RECEIPTS IS USED, A MAJORITY VOTE OF THE PARTICIPATING SCHOOLS MUST BE OBTAINED, DOCUMENTED, AND SENT TO THE KHSAA.**

Bryan Auxier  
 MANAGER

Paintsville High School  
 SCHOOL

606-789-2656  
 DAYTIME PHONE

## 57<sup>th</sup> District Basketball Tournament - 2007

### Expenses

Gate Workers	\$1,285.00
Clock Keeper	\$ 100.00
Book Keeper	\$ 100.00
P.A. Announcer	\$ 100.00
Clean-up	\$ 621.00
KAPOS	\$ 510.00
<b>Total</b>	<b>\$2,716.00</b>



**KHSAA District Basketball Tournament Financial Report**  
 (return one copy to KHSAA by published deadlines. File separate reports if Girls and Boys  
 Tournaments are held separately)

KHSAA Form BK105  
Rev 01/06

District # 58    Boys    Girls    Combined \*    Held at South Floyd High School    Dates 2/27,28—  
3/1,2,  
2007

Part A	REVENUE ITEMS	Price(s)	Receipts	Totals
	Ticket Sales	5	10,685	
	Broadcasting		0	
	Sponsorship		0	
	<b>TOTAL REVENUE (1)</b>			<b>10,685</b>
Part B	EXPENSE ITEMS		Expenses	
	Game Officials		1125.60	
	Trophies		1500.00	
	Travel for Participating Teams		0	
	Other Itemized Expenses approved by majority vote of schools in tournament (provide separate listing or list on back of this form)		1600.00	
	<b>TOTAL EXPENSES (2)</b>			<b>4225.60</b>
Part C	Net Profit (Part A (1) minus Part B (2) total)			<b>6459.40</b>
Part D	Allowance to Host School - Maximum 15% for rental and incidental expenses unless otherwise approved by majority vote		waived	
Part E	Profit Subject to Division by Schools (Part C minus Part D)			<b>6459.40</b>

**LIST BELOW INDIVIDUAL AMOUNTS FOR DISTRICT TOURNAMENT NET PROFITS FROM PART E ABOVE, NOT INCLUDING TRAVEL EXPENSES**

School	Amount	School	Amount
Allen Central High	1614.85		
Betsy Layne High	1614.85		
Prestonsburg High	1614.85		
South Floyd High	1614.85		

**PAID ATTENDANCE BY SESSIONS (Tickets Sold NOT money received)**

BOYS			GIRLS			COMBINED		
Session	Paid		Session	Paid		Session	Paid	
1						1	741	
2						2	435	
3			3	205				
4	756							
5								
6								
7								
Total			Total			Total		

**\*\* NOTE \*\* IF ANY OTHER PLAN FOR THE DIVISION OF TOURNAMENT RECEIPTS IS USED, A MAJORITY VOTE OF THE PARTICIPATING SCHOOLS MUST BE OBTAINED, DOCUMENTED, AND SENT TO THE KHSAA.**

Greg Johnson  
MANAGER

South Floyd High School  
SCHOOL

606-452-9600  
DAYTIME PHONE

***Other Itemized Expenses approved by majority vote.***

***Manager-----\$500.***

***Clock keeper-----\$200***

***Bookkeeper-----\$200***

***PA-----\$200***

***Fire and Rescue-----\$500***





# KHSAA District Basketball Tournament Financial Report

(return one copy to KHSAA by published deadlines. File separate reports if Girls and Boys Tournaments are held separately)

KHSAA Form BK105  
Rev 01/06

District # 59 Boys  Girls  Combined  Held at Pikeville H.S. T.W. Oliver Gym Dates 3-25 + 27  
4-2-07

		Price(s)	Receipts	Totals
Part A	REVENUE ITEMS			
	Ticket Sales	5 + 6	14,503.00	
	Broadcasting		0	
	Sponsorship		10,000.00	
	<b>TOTAL REVENUE (1)</b>			<b>24,503.00</b>
Part B	EXPENSE ITEMS		Expenses	
	Game Officials		825.00	
	Trophies		1764.39	
	Travel for Participating Teams		0	
	Other Itemized Expenses approved by majority vote of schools in tournament (provide separate listing or list on back of this form)		3740.74	
	<b>TOTAL EXPENSES (2)</b>			<b>6330.13</b>
Part C	Net Profit (Part A (1) minus Part B (2) total)			<b>18172.87</b>
Part D	Allowance to Host School - Maximum 15% for rental and incidental expenses unless otherwise approved by majority vote		2725.93	
Part E	Profit Subject to Division by Schools (Part C minus Part D)			<b>15446.94</b>

**LIST BELOW INDIVIDUAL AMOUNTS FOR DISTRICT TOURNAMENT NET PROFITS FROM PART E ABOVE, NOT INCLUDING TRAVEL EXPENSES**

School	Amount	School	Amount
Pikeville	4930.15		
East Ridge	4930.15		
Shelby Valley	4930.15		
David	656.50		

**PAID ATTENDANCE BY SESSIONS (Tickets Sold NOT money received)**

BOYS		GIRLS		COMBINED	
Session	Paid	Session	Paid	Session	Paid
1					
2					
3					
4					
5					
6					
7					
Total		Total		Total	

**\*\* NOTE \*\* IF ANY OTHER PLAN FOR THE DIVISION OF TOURNAMENT RECEIPTS IS USED, A MAJORITY VOTE OF THE PARTICIPATING SCHOOLS MUST BE OBTAINED, DOCUMENTED, AND SENT TO THE KHSAA.**

[Signature]  
MANAGER

Pikeville H.S.  
SCHOOL

606-432-0185  
DAYTIME PHONE

# 59<sup>TH</sup> DISTRICT BASKETBALL TOURNAMENT

REVENUE	
GAMES	\$14503.00
SPONSOR	10000.00
TOTAL	\$24503.00

## EXPENSES

REFEREES	825.00
TICKETS	550.00
TICKETS	689.74
PA,CLOCK	200.00
GATEWORKERS	300.00
TEAM MANAGER	100.00
PARKING	80.00
CHEER JUDGES	476.00
TOURN MGR	200.00
TROPHIES	1764.39
GYM CLEANUP	550.00
SECURITY	300.00
SCOREBOOK	100.00
KABC DUES	195.00

TOTAL EXPENSES \$6330.13



**KHSAA District Basketball Tournament Financial Report**  
 (return one copy to KHSAA by published deadlines. File separate reports if Girls and Boys  
 Tournaments are held separately)

KHSAA Form BK105  
Rev 01/06

District # 60<sup>th</sup> Boys  Girls  Combined  Held at Pike Central Dates Feb 26, 27 and Mar 1

Part A	REVENUE ITEMS	Price(s)	Receipts	Totals
	Ticket Sales	\$500*600	\$9,692.00	
	Broadcasting		-0-	
	Sponsorship		\$10,000.00	
	<b>TOTAL REVENUE (1)</b>			<b>\$19,692.00</b>
Part B	EXPENSE ITEMS		Expenses	
	Game Officials		\$1,050.00	
	Trophies		\$1,694.04	
	Travel for Participating Teams		-0-	
	Other Itemized Expenses approved by majority vote of schools in tournament (provide separate listing or list on back of this form)		\$1,337.28	
	<b>TOTAL EXPENSES (2)</b>			<b>\$4,081.32</b>
Part C	Net Profit (Part A (1) minus Part B (2) total)			<b>\$15,610.68</b>
Part D	Allowance to Host School - Maximum 15% for rental and incidental expenses unless otherwise approved by majority vote		\$2,341.61	
Part E	Profit Subject to Division by Schools (Part C minus Part D)			<b>\$13,269.07</b>

**LIST BELOW INDIVIDUAL AMOUNTS FOR DISTRICT TOURNAMENT NET PROFITS FROM PART E ABOVE, NOT INCLUDING TRAVEL EXPENSES**

School	Amount	School	Amount
Beltz	\$4,157.64		
Phelps	\$4,157.64		
Pianist	\$796.15		
Pike Central	\$4,157.64		

**PAID ATTENDANCE BY SESSIONS (Tickets Sold NOT money received)**

BOYS		GIRLS		COMBINED	
Session	Paid	Session	Paid	Session	Paid
1				Feb. 26	\$1,687.00
2				Feb. 27	\$4,354.00
3				Mar 1	\$3,651.00
4					
5					
6					
7					
Total		Total		Total	<b>\$9,692.00</b>

**\*\* NOTE \*\* IF ANY OTHER PLAN FOR THE DIVISION OF TOURNAMENT RECEIPTS IS USED, A MAJORITY VOTE OF THE PARTICIPATING SCHOOLS MUST BE OBTAINED, DOCUMENTED, AND SENT TO THE KHSAA.**

*Eugen Lyons*  
MANAGER

*Pike County Central*  
SCHOOL

*606-432-4352*  
DAYTIME PHONE



**KHSAA District Basketball Tournament Financial Report**  
(return one copy to KHSAA by published deadlines. File separate reports if Girls and Boys Tournaments are held separately)

KHSAA Form BK105  
Rev 01/06

District # 61 Boys      Girls      Combined X Held at Rowan County Senior H.S. Dates 2/26-3/1/07

Part A	REVENUE ITEMS	Price(s)	Receipts	Totals
	Ticket Sales	\$1.00	\$13,385.00	
	Broadcasting		\$0	
	Sponsorship		\$0	
	<b>TOTAL REVENUE (1)</b>			<b>\$13,385</b>
Part B	EXPENSE ITEMS		Expenses	
	Game Officials		\$1,369.40	
	Trophies		\$759.00	
	Travel for Participating Teams		\$0	
	Other Itemized Expenses approved by majority vote of schools in tournament (provide separate listing or list on back of this form)		Manager \$150 Stats \$100 Workers:\$360	
	<b>TOTAL EXPENSES (2)</b>			<b>\$2,738.46</b>
Part C	Net Profit (Part A (1) minus Part B (2) total)			<b>\$10,646.54</b>
Part D	Allowance to Host School - Maximum 15% for rental and incidental expenses unless otherwise approved by majority vote		\$1,596.98	
Part E	Profit Subject to Division by Schools (Part C minus Part D)			<b>\$9,049.56</b>

**LIST BELOW INDIVIDUAL AMOUNTS FOR DISTRICT TOURNAMENT NET PROFITS FROM PART E ABOVE, NOT INCLUDING TRAVEL EXPENSES**

School	Amount	School	Amount
Bath County High School	\$2,262.39	Menifee County High School	\$2,262.39
Fleming County High School	\$2,262.39	Rowan County High School	\$2,262.39

**PAID ATTENDANCE BY SESSIONS (Tickets Sold NOT money received)**

BOYS		GIRLS	
Session	Paid	Session	Paid
		1 - 2/26/07	551
2 - 2/27/07	864		
		3 - 2/28/07	383
4 - 3/1/07	874		
<b>Total</b>	<b>1743</b>	<b>Total</b>	<b>934</b>

**\*\* NOTE \*\* IF ANY OTHER PLAN FOR THE DIVISION OF TOURNAMENT RECEIPTS IS USED, A MAJORITY VOTE OF THE PARTICIPATING SCHOOLS MUST BE OBTAINED, DOCUMENTED, AND SENT TO THE KHSAA.**

Ronald R. Gruber  
MANAGER

Rowan County Senior H.S.  
SCHOOL

(606) 784-8956  
DAYTIME PHONE



**KHSAA District Basketball Tournament Financial Report**  
 (return one copy to KHSAA by published deadlines. File separate reports if Girls and Boys  
 Tournaments are held separately)

KHSAA Form BK105  
 Rev 01/06

District # 62 Boys      Girls      Combined X Held at West Carter High School Dates 2/26-3/2

Part A	REVENUE ITEMS	Price(s)	Receipts	Totals
	Ticket Sales	\$4, \$5	\$13,301.00	
	Broadcasting			
	Sponsorship		\$1,165.00	
	<b>TOTAL REVENUE (1)</b>			<b>\$14,466.00</b>
Part B	EXPENSE ITEMS		Expenses	
	Game Officials		\$1,156.80	
	Trophies		\$1,130.58	
	John "Hop" Brown Memorial Scholarship		\$200.00	
	Other Itemized Expenses approved by majority vote of schools in tournament (provide separate listing or list on back of this form)		\$4,222.38	
	<b>TOTAL EXPENSES (2)</b>			<b>\$6,709.74</b>
Part C	Net Profit (Part A (1) minus Part B (2) total)			<b>\$7,756.26</b>
Part D	Allowance to Host School - Maximum 15% for rental and incidental expenses unless otherwise approved by majority vote		\$1,163.44	
Part E	Profit Subject to Division by Schools (Part C minus Part D)			<b>\$6,592.82</b>

**LIST BELOW INDIVIDUAL AMOUNTS FOR DISTRICT TOURNAMENT NET PROFITS FROM PART E ABOVE, NOT INCLUDING TRAVEL EXPENSES**

School	Amount	School	Amount
East Carter	\$1,648.20		
Elliott County	\$1,648.21		
Morgan County	\$1,648.21		
West Carter	\$1,648.20		

**PAID ATTENDANCE BY SESSIONS (Tickets Sold NOT money received)**

BOYS		GIRLS		COMBINED	
Session	Paid	Session	Paid	Session	Paid
1				1	924
2				2	598
3				3	686
4				4	877
5					
6					
7					
Total		Total		Total	3,085

**\*\* NOTE \*\* IF ANY OTHER PLAN FOR THE DIVISION OF TOURNAMENT RECEIPTS IS USED, A MAJORITY VOTE OF THE PARTICIPATING SCHOOLS MUST BE OBTAINED, DOCUMENTED, AND SENT TO THE KHSAA.**

Brian Brown  
 MANAGER

West Carter High School  
 SCHOOL

606-286-2481  
 DAYTIME PHONE

**2007 District Tournament Expenses**

Security	560.00	
District Meeting Lunch	301.38	
Hospitality Room	1230.00	
Game Balls & Nets	118.00	
Tyler's Pizza for Teams & JROTC Parking	556.00	
Gate Workers	466.53	
Official Timekeeper	100.00	
Official Scorekeeper	100.00	
Stats	80.00	
PA Announcer	107.65	
Custodial Workers	441.35	
Tournament Manager	107.65	
Assistant Tournament Mgr.	53.82	\$4222.38

**2007 District Tournament Sponsors**

McGlone's	500.00	
Charles Wallace	350.00	
WGOH	315.00	\$1,165
Commercial Bank	JROTC Drinks	
Dyers	TV	
Pepsi	Team Drinks	

**Ticket Sales**

Session 1	529	\$5	\$2645	
	395	\$4	\$1580	
Session 2	332	\$5	\$1760	
	266	\$4	\$1064	
Session 3	686	\$4	\$2744	
Session 4	877	\$4	\$3508	\$13,301

**Total Revenue Items**

1.	Sponsorship	\$1,165
2.	Ticket Sales	\$13,301
		\$14,466



**KHSAA District Basketball Tournament Financial Report**  
 (return one copy to KHSAA by published deadlines. File separate reports if Girls and Boys  
 Tournaments are held separately)

KHSAA Form BK105  
Rev 01/06

District # 63 Boys      Girls      Combined X Held at Lewis County High Dates 3-20-07

Part A	REVENUE ITEMS	Price(s)	Receipts	Totals
	Ticket Sales	5.00	12960.00	
	Broadcasting		150.00	
	Sponsorship			
	<b>TOTAL REVENUE (1)</b>			<b>13110.00</b>
Part B	EXPENSE ITEMS		Expenses	
	Game Officials		1170.00	
	Trophies		909.06	
	Travel for Participating Teams			
	Other Itemized Expenses approved by majority vote of schools in tournament (provide separate listing or list on back of this form)		1532.27	
	<b>TOTAL EXPENSES (2)</b>			<b>3611.33</b>
Part C	Net Profit (Part A (1) minus Part B (2) total)			
Part D	Allowance to Host School - Maximum 15% for rental and incidental expenses unless otherwise approved by majority vote		1424.80	
Part E	Profit Subject to Division by Schools (Part C minus Part D)			<b>8073.87</b>

**LIST BELOW INDIVIDUAL AMOUNTS FOR DISTRICT TOURNAMENT NET PROFITS FROM PART E ABOVE, NOT INCLUDING TRAVEL EXPENSES**

School	Amount	School	Amount
Russell	2018.47		
Raceland	2018.47		
Greenup	2018.47		
Lewis	2018.46		

**PAID ATTENDANCE BY SESSIONS (Tickets Sold NOT money received)**

BOYS		GIRLS		COMBINED	
Session	Paid	Session	Paid	Session	Paid
1					955
2					403
3			253		
4	981				
5					
6					
7					
Total	981	Total	253	Total	1358

**\*\* NOTE \*\* IF ANY OTHER PLAN FOR THE DIVISION OF TOURNAMENT RECEIPTS IS USED, A MAJORITY VOTE OF THE PARTICIPATING SCHOOLS MUST BE OBTAINED, DOCUMENTED, AND SENT TO THE KHSAA.**

Jamie Weddington  
MANAGER

Lewis County High  
SCHOOL

606-796-3335  
DAYTIME PHONE



**KHSAA District Basketball Tournament Financial Report**  
 (return one copy to KHSAA by published deadlines. File separate reports if Girls and Boys  
 Tournaments are held separately)

KHSAA Form BK105  
Rev 01/06

District # 64 Boys  Girls  Combined  Held at Boyd Co. Middle Dates 2/26-3/2, 2007

Part A	REVENUE ITEMS	Price(s)	Receipts	Totals
	Ticket Sales	\$5.00	\$22,540.00	
	Broadcasting		125.00	
	Sponsorship			
	<b>TOTAL REVENUE (1)</b>			<b>\$22,665.00</b>
Part B	EXPENSE ITEMS		Expenses	
	Game Officials		1,162.80	
	Trophies		126.16	
	Travel for Participating Teams		0.00	
	Other Itemized Expenses approved by majority vote of schools in tournament (provide separate listing or list on back of this form)		2,985.00	
	<b>TOTAL EXPENSES (2)</b>			<b>4,273.96</b>
Part C	Net Profit (Part A (1) minus Part B (2) total)			<b>\$18,391.04</b>
Part D	Allowance to Host School - Maximum 15% for rental and incidental expenses unless otherwise approved by majority vote		2,758.65	
Part E	Profit Subject to Division by Schools (Part C minus Part D)			<b>\$15,632.39</b>

**LIST BELOW INDIVIDUAL AMOUNTS FOR DISTRICT TOURNAMENT NET PROFITS FROM PART E ABOVE, NOT INCLUDING TRAVEL EXPENSES**

School	Amount	School	Amount
Ashland Blazer	\$ 3,908.09		
Boyd Co.	3,908.09		
Fairview	3,908.09		
Rose Hill	3,908.09		

**PAID ATTENDANCE BY SESSIONS (Tickets Sold NOT money received)**

BOYS		GIRLS		COMBINED	
Session	Paid	Session	Paid	Session	Paid
1			592		
2	953				
3	723				
4			489		
5	1,751				
6					
7					
Total	3,427	Total	1,081	Total	

**\*\* NOTE \*\* IF ANY OTHER PLAN FOR THE DIVISION OF TOURNAMENT RECEIPTS IS USED, A MAJORITY VOTE OF THE PARTICIPATING SCHOOLS MUST BE OBTAINED, DOCUMENTED, AND SENT TO THE KHSAA.**

*David R. Bayes*  
MANAGER

Boyd Co. HS  
SCHOOL

606-928-7101  
DAYTIME PHONE



## 2007 64th DISTRICT BASKETBALL TOURNAMENT

### Financial Report

#### RECEIPTS

	<u>Ticket Sales</u>	<u>Radio Fee's</u>
Monday, 2/26 (2 Girls Games)	\$2,960.00	\$0.00
Tuesday, 2/27 (1 Boys Game)	\$4,765.00	\$25.00
Wednes., 2/28 (1 Boys Game)	\$3,615.00	\$25.00
Thursday, 3/1 (Girls Finals)	\$2,445.00	\$0.00
Friday, 3/2 (Boys Finals)	\$8,755.00	\$75.00
Total Ticket Sales	\$22,540.00	\$125.00
Total Radio Fee's	\$125.00	
Total Tourn. Receipts (Gate & Fee's)	\$22,665.00	

#### EXPENSES

Officials (Fee's & Mileage)	\$1,162.80
Tournament Manager	\$400.00
Official Score Keeper	\$120.00
Official Timer	\$120.00
P.A.	\$120.00
Ticket Sellers/Takers	\$575.00
Pass Gate	\$150.00
Parking	\$200.00
Security	\$800.00
Custodial	\$500.00
Trophies	\$126.16
Total Expenses	\$4,273.96

<u>NET PROFIT</u>	\$18,391.04
15% HOST SCHOOL FEE	\$2,758.65
PROFIT TO BE SPLIT	\$15,632.39
SHARE PER SCHOOL (4)	\$3,908.09



**David R. Bayes**  
Tournament Manager  
64th District